

## Shelter Statistics - Intake

Start Date: May 01, 2017

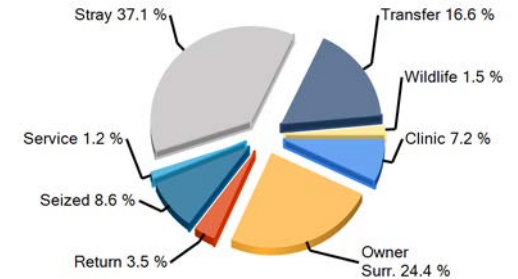
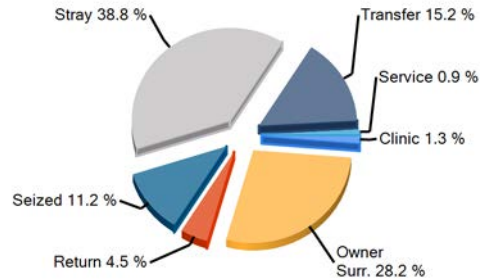
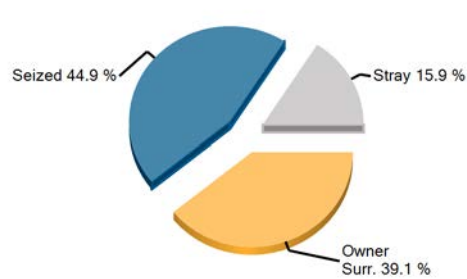
End Date: May 31, 2017

*does not include your shelter's data*

*does not include your shelter's data*

USGA68  
Lumpkin County Animal Shelter

	Your Shelter					Georgia (116 organizations)					United States (2561 organizations)				
	Dog		Cat		Other	Dog		Cat		Other	Dog		Cat		Other
	< year	year+	< year	year+		< year	year+	< year	year+		< year	year+	< year	year+	
<b>Intakes That were:</b>															
Previously Altered	0	7	0	0	0	353	729	216	368	0	8,022	26,339	5,344	15,984	388
<b>Totals by Intake</b>															
Clinic	0	0	0	0	0	21	35	19	32	0	3,543	5,912	2,399	4,464	147
Owner Surrender	10	10	4	3	0	476	597	673	599	33	8,466	14,997	16,171	13,701	2,549
Return	0	0	0	0	0	99	185	22	71	1	1,280	4,009	637	2,037	108
Seized	1	12	5	13	0	196	437	101	191	18	2,759	8,790	2,643	4,180	1,325
Service	0	0	0	0	0	3	18	3	2	0	192	1,267	364	854	74
Stray	1	3	0	7	0	422	959	1,121	759	14	10,307	21,601	31,603	20,014	1,542
Transfer	0	0	0	0	0	468	299	394	122	0	11,283	11,334	9,082	5,221	1,057
Wildlife	0	0	0	0	0	0	0	0	0	49	0	0	0	0	3,443
<b>Total</b>	<b>12</b>	<b>25</b>	<b>9</b>	<b>23</b>	<b>0</b>	<b>1,685</b>	<b>2,530</b>	<b>2,333</b>	<b>1,776</b>	<b>115</b>	<b>37,830</b>	<b>67,910</b>	<b>62,899</b>	<b>50,471</b>	<b>10,245</b>



Earliest entry: 5/2/2017

Latest entry: 5/31/2017

Daily Use Date: 9/21/2009

Run Date: 6/20/2017 10:29:08 AM



## Shelter Statistics - Outcome

Start Date: May 01, 2017

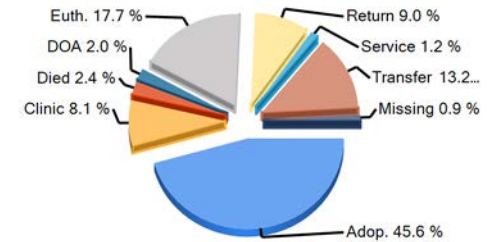
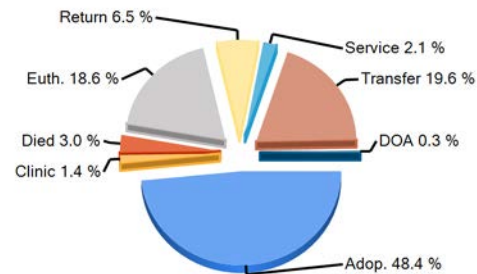

End Date: May 31, 2017

*does not include your shelter's data*

*does not include your shelter's data*

USGA68  
Lumpkin County Animal Shelter

	Your Shelter					Georgia (116 organizations)					United States (2561 organizations)				
	Dog		Cat		Other	Dog		Cat		Other	Dog		Cat		Other
	< year	year+	< year	year+		< year	year+	< year	year+		< year	year+	< year	year+	
<b>Person</b>															
A) Have Email Address	1	7	6	0	0	992	967	612	506	23	19,322	27,952	17,739	17,108	1,993
B) Have Phone Number	2	13	6	1	0	1,123	1,581	740	629	31	25,144	47,362	22,570	25,161	3,707
C) Have ZipCode	2	13	6	1	0	1,114	1,559	736	618	30	25,000	46,995	22,371	24,682	3,560
<b>Totals by Outcome</b>															
Adoption	0	8	6	0	0	1,061	1,163	705	516	30	20,215	28,557	19,775	18,277	2,696
Clinic	0	0	0	0	0	22	33	18	24	0	3,380	5,646	2,308	4,403	119
Died	0	0	0	0	0	19	18	143	31	4	479	372	2,584	887	291
DOA	0	0	0	0	0	1	4	0	5	0	40	1,259	107	1,293	1,191
Euthanasia	1	9	4	18	0	56	430	213	598	41	1,789	9,855	7,258	13,089	2,678
Missing	0	0	0	0	0	0	1	0	9	0	18	175	30	144	22
Return To Owner	2	5	0	1	0	41	397	8	22	1	1,613	13,501	377	1,950	195
Service	0	0	0	0	0	2	17	17	117	0	129	472	364	1,330	29
Transfer	0	0	0	0	0	303	518	276	301	10	6,333	8,470	5,089	4,867	1,227
Wildlife	0	0	0	0	0	0	0	0	0	2	0	0	0	0	1,345
<b>Total</b>	<b>3</b>	<b>22</b>	<b>10</b>	<b>19</b>	<b>0</b>	<b>1,505</b>	<b>2,581</b>	<b>1,380</b>	<b>1,623</b>	<b>88</b>	<b>33,996</b>	<b>68,307</b>	<b>37,892</b>	<b>46,240</b>	<b>9,793</b>



Earliest entry: 5/2/2017

Latest entry: 5/31/2017

Daily Use Date: 9/21/2009

Run Date: 6/20/2017 10:29:08 AM



## Shelter Statistics - Avg Length of Stay by Intake Type

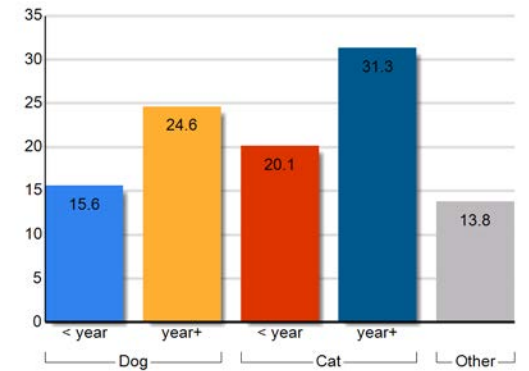
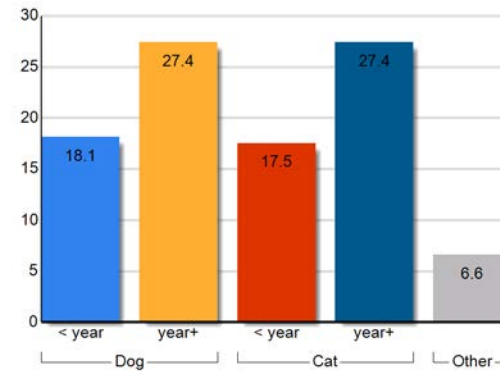
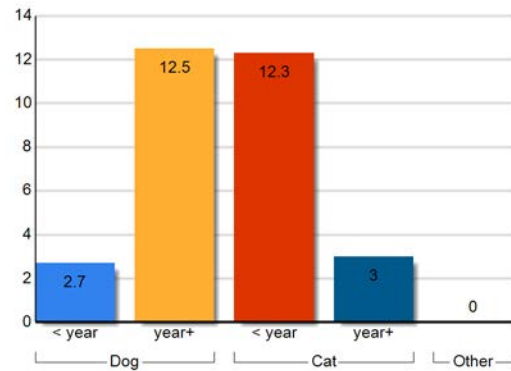
Start Date: May 01, 2017

End Date: May 31, 2017

*does not include your shelter's data*

*does not include your shelter's data*

USGA68 Lumpkin County Animal Shelter	Your Shelter					Georgia (116 organizations)					United States (2561 organizations)				
	Dog		Cat		Other	Dog		Cat		Other	Dog		Cat		Other
	< year	year+	< year	year+		< year	year+	< year	year+		< year	year+	< year	year+	
<b>Intake Type</b>															
Clinic	0	0	0	0	0	0.2	0.1	0.4	0.7	0	2.1	7.8	3.7	4.2	1
Owner Surrender	0.9	11.9	19.5	5.8	0	20.3	27.3	21	29.5	5.2	16.1	23.2	21	35.5	24.4
Return	0	0	0	0	0	11.2	32.4	14.6	46.8	1	9.6	32.8	13.1	48.4	20.9
Seized	5	13.9	1.6	2.1	0	16.8	23.3	25.9	12	12.6	15.3	19.6	18.2	19.1	22.1
Service	0	0	0	0	0	0.1	0.3	0	1.6	0	4.6	4.6	5.5	5.1	2.1
Stray	2	3.9	0	4.1	0	16.3	29.4	16.1	17.9	26.5	17.5	27.6	20.7	34.9	17.5
Transfer	0	0	0	0	0	20	30.5	16	83.6	0	19.1	32.5	26.3	39.9	17.5
Wildlife	0	0	0	0	0	0	0	0	0	1.3	0	0	0	0	0.9
<b>Total</b>	<b>2.7</b>	<b>12.5</b>	<b>12.3</b>	<b>3</b>	<b>0</b>	<b>18.1</b>	<b>27.4</b>	<b>17.5</b>	<b>27.4</b>	<b>6.6</b>	<b>15.6</b>	<b>24.6</b>	<b>20.1</b>	<b>31.3</b>	<b>13.8</b>



Earliest entry: 5/2/2017

Latest entry: 5/31/2017

Daily Use Date: 9/21/2009

Run Date: 6/20/2017 10:29:08 AM



## Shelter Statistics - Avg Length of Stay by Outcome Type

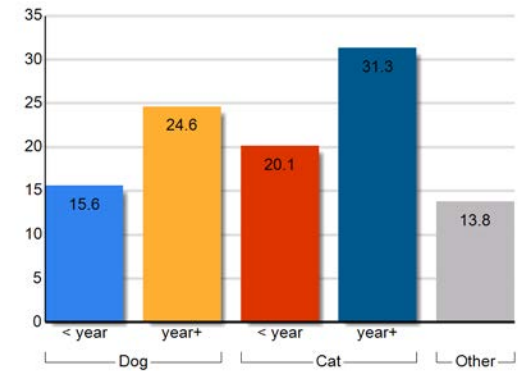
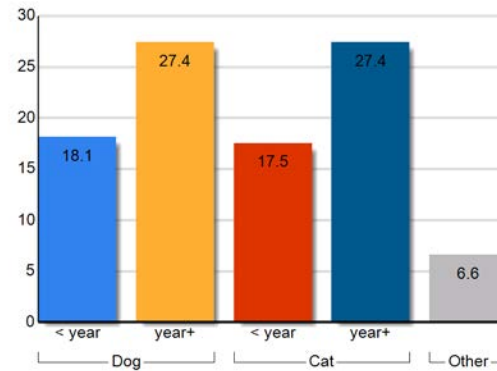
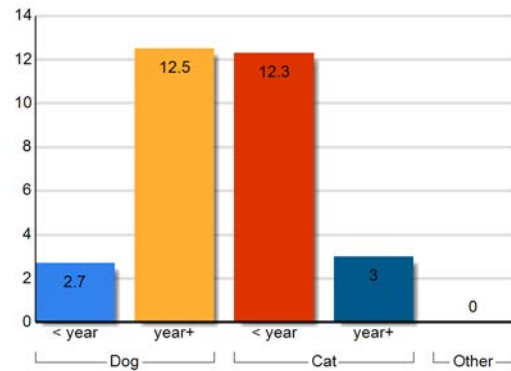
Start Date: May 01, 2017

End Date: May 31, 2017

*does not include your shelter's data*

*does not include your shelter's data*

USGA68 Lumpkin County Animal Shelter	Your Shelter					Georgia (116 organizations)					United States (2561 organizations)				
	Dog		Cat		Other	Dog		Cat		Other	Dog		Cat		Other
	< year	year+	< year	year+		< year	year+	< year	year+		< year	year+	< year	year+	
<b>Outcome Type</b>															
Adoption	0	26.5	19.5	0	0	20.1	37.5	21.9	58.7	12.8	19.8	37.1	30.3	53.3	35.1
Clinic	0	0	0	0	0	0.2	0.1	0.4	0.8	0	2.1	6.4	3.8	4.4	1.1
Died	0	0	0	0	0	18	227.3	15.4	17.1	2	15.6	90.2	14.8	79.4	12.6
Euthanasia	0.9	6.4	1.6	3.2	0	25.7	27	11	7.5	2	11.5	16.3	6.3	15	6.4
Missing	0	0	0	0	0	0	6.2	0	8.7	0	129.5	308.8	98.5	165.8	51.7
Return To Owner	3.5	1.1	0	1.1	0	3.8	5.6	6.2	7.4	0	3.3	8.8	9.5	19.5	7.3
Service	0	0	0	0	0	0.1	0.3	30.6	29.7	0	1.9	3.6	5.8	8.2	4.9
Transfer	0	0	0	0	0	13	17.8	12.9	18.1	10.1	13.9	25.4	12	23.6	12.1
Wildlife	0	0	0	0	0	0	0	0	0	1.9	0	0	0	0	1.1
<b>Total</b>	<b>2.7</b>	<b>12.5</b>	<b>12.3</b>	<b>3</b>	<b>0</b>	<b>18.1</b>	<b>27.4</b>	<b>17.5</b>	<b>27.4</b>	<b>6.6</b>	<b>15.6</b>	<b>24.6</b>	<b>20.1</b>	<b>31.3</b>	<b>13.8</b>



Earliest entry: 5/2/2017

Latest entry: 5/31/2017

Daily Use Date: 9/21/2009

Run Date: 6/20/2017 10:29:08 AM

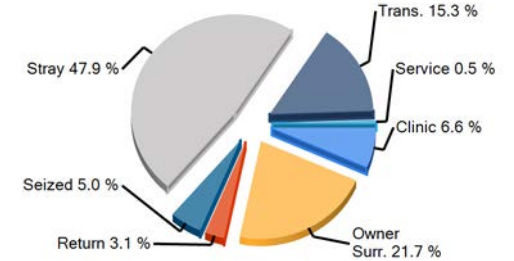
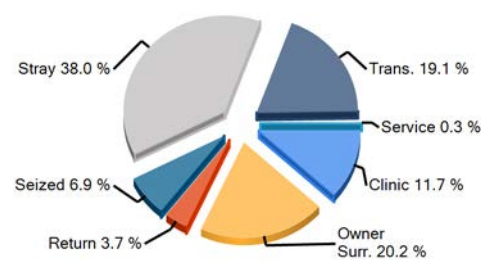
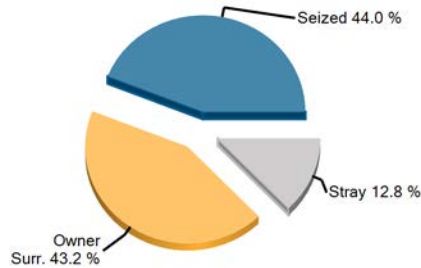


## Shelter Statistics – Animal Care Days by Intake Type

Start Date: May 01, 2017

End Date: May 31, 2017

USGA68 Lumpkin County Animal Shelter	<i>does not include your shelter's data</i>					<i>does not include your shelter's data</i>					<i>does not include your shelter's data</i>				
	Your Shelter					Georgia (116 organizations)					United States (2561 organizations)				
	Dog		Cat		Other	Dog		Cat		Other	Dog		Cat		Other
	< year	year+	< year	year+		< year	year+	< year	year+		< year	year+	< year	year+	
<b>Intake Type</b>															
Clinic	0	0	0	0	0	13612	25235	7030	7518	186	127790	438417	89342	277159	1139
Owner Surrender	51	166	144	48	0	23241	26974	23893	18037	267	504937	829416	744147	879409	110416
Return	0	0	0	0	0	3122	9145	1055	3662	1	42553	213090	35239	137356	3904
Seized	5	317	60	35	0	5305	19410	1904	4340	574	89244	325511	91778	142743	57887
Service	0	0	0	0	0	31	68	0	3	0	3183	17923	10569	8229	1054
Stray	2	9	0	111	0	33026	63832	43783	32601	529	980799	1745681	1912961	1993590	135441
Transfer	0	0	0	0	0	30083	29638	16054	11476	62	540603	761188	501741	320897	35410
Wildlife	0	0	0	0	0	0	0	0	0	1081	0	0	0	0	34353
<b>Total</b>	<b>58</b>	<b>491</b>	<b>204</b>	<b>194</b>	<b>0</b>	<b>108420</b>	<b>174301</b>	<b>93719</b>	<b>77637</b>	<b>2702</b>	<b>2289110</b>	<b>4331226</b>	<b>3385778</b>	<b>3759381</b>	<b>379603</b>



Earliest entry: 5/2/2017

Latest entry: 5/31/2017

Daily Use Date: 9/21/2009

Run Date: 6/20/2017 10:29:08 AM



## Shelter Statistics – Animal Care Days by Outcome Type

Start Date: May 01, 2017

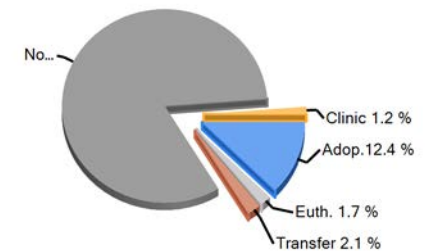
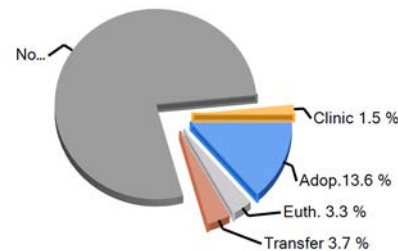
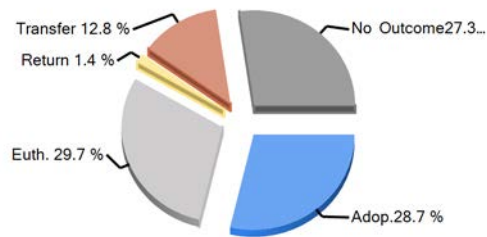
End Date: May 31, 2017

USGA68  
Lumpkin County Animal Shelter

*does not include your shelter's data*

*does not include your shelter's data*

Outcome Type	Your Shelter					Georgia (116 organizations)					United States (2561 organizations)				
	Dog		Cat		Other	Dog		Cat		Other	Dog		Cat		Other
	< year	year+	< year	year+		< year	year+	< year	year+		< year	year+	< year	year+	
Adoption	35	116	92	29	0	16131	18974	17711	9006	261	324083	449752	584230	353918	45228
Clinic	0	0	0	0	0	3	35	8	54	0	6023	16860	4505	8886	158
Died	0	0	0	0	0	216	194	2539	566	8	6144	4696	37431	11422	1510
Euthanasia	1	119	70	92	0	1305	5588	3680	4260	180	21446	85361	53071	82373	4511
Missing	0	0	0	0	0	0	4	10	86	0	703	2076	1249	2063	245
Return To Owner	7	5	0	1	0	160	1549	51	190	1	5576	32256	2289	9623	828
Service	0	0	0	0	0	0	6	418	970	0	395	1540	2538	6457	166
Transfer	15	105	0	0	0	4680	6398	3321	2641	84	76434	102435	61707	51599	7151
Wildlife	0	0	0	0	0	0	0	0	0	4	0	0	0	14	3799
No Outcome	0	145	42	71	0	85924	141555	65980	59863	2164	1848306	3636250	2638759	3233026	316007
<b>Total</b>	<b>58</b>	<b>491</b>	<b>204</b>	<b>194</b>	<b>0</b>	<b>108420</b>	<b>174301</b>	<b>93719</b>	<b>77637</b>	<b>2702</b>	<b>2289110</b>	<b>4331226</b>	<b>3385778</b>	<b>3759381</b>	<b>379603</b>



Earliest entry: 5/2/2017

Latest entry: 5/31/2017

Daily Use Date: 9/21/2009

Run Date: 6/20/2017 10:29:08 AM

## Shelter Statistics - Fees and Revenue

Start Date: May 01, 2017

End Date: May 31, 2017

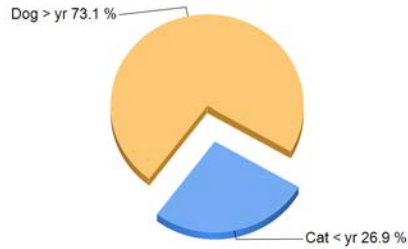
USGA68  
Lumpkin County Animal Shelter

*does not include your shelter's data*

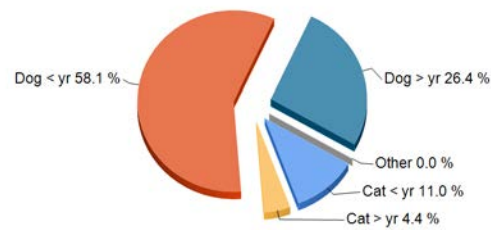
*does not include your shelter's data*

	Your Shelter					Georgia (116 organizations)					United States (2561 organizations)				
	Dog		Cat		Other	Dog		Cat		Other	Dog		Cat		Other
	< year	year+	< year	year+		< year	year+	< year	year+		< year	year+	< year	year+	
<b>Intake Revenue</b>															
<b>Fees</b>															
Avg Fees (\$)	28	26	25	25	0	42	41	34	45	35	38	48	26	41	26
Total Revenue (\$)	28	78	25	25	0	1,485	3,506	540	1,985	35	25,008	160,578	25,180	115,140	10,263
<b>Adoption Revenue</b>															
<b>Fees</b>															
Avg Fees (\$)	0	89	57	0	0	182	100	82	49	12	180	104	83	52	30
Total Revenue (\$)	0	622	229	0	0	89,029	40,436	16,833	6,780	50	1,610,195	1,642,004	744,552	511,841	45,128

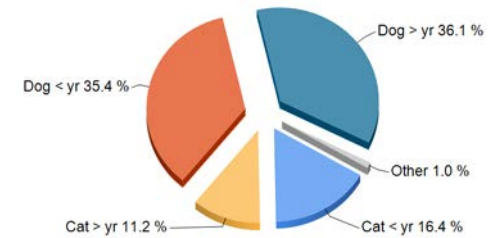
**Total Adoption Revenue**



**Total Adoption Revenue**



**Total Adoption Revenue**



Earliest entry: 5/2/2017

Latest entry: 5/31/2017

Daily Use Date: 9/21/2009

Run Date: 6/20/2017 10:29:08 AM



# Animal Daily Management Report

Print Date Tuesday, June 20, 2017

Report Date 5/31/2017 11:59 PM

Financial Year 1/1/2017 12:00 AM

	Thursday 5/25/2017	Friday 5/26/2017	Saturday 5/27/2017	Sunday 5/28/2017	Monday 5/29/2017	Tuesday 5/30/2017	Wednesday 5/31/2017	Week to Date	Month to Date	Year to Date	Last Year to Date	Difference
<b>Intake</b>	<b>0</b>	<b>1</b>	<b>9</b>	<b>0</b>	<b>0</b>	<b>1</b>	<b>4</b>	<b>5</b>	<b>69</b>	<b>275</b>	<b>392</b>	<b>-117</b>
<b>Owner/Guardian Surrender</b>	<b>0</b>	<b>1</b>	<b>8</b>	<b>0</b>	<b>0</b>	<b>1</b>	<b>1</b>	<b>2</b>	<b>27</b>	<b>107</b>	<b>104</b>	<b>3</b>
Dog	0	0	8	0	0	0	1	1	20	71	67	4
Cat	0	1	0	0	0	1	0	1	7	36	37	-1
<b>Transfer In</b>	<b>0</b>	<b>0</b>	<b>0</b>	<b>0</b>	<b>0</b>	<b>0</b>	<b>0</b>	<b>0</b>	<b>0</b>	<b>0</b>	<b>2</b>	<b>-2</b>
Dog	0	0	0	0	0	0	0	0	0	0	2	-2
<b>Return</b>	<b>0</b>	<b>0</b>	<b>0</b>	<b>0</b>	<b>0</b>	<b>0</b>	<b>0</b>	<b>0</b>	<b>0</b>	<b>1</b>	<b>5</b>	<b>-4</b>
Dog	0	0	0	0	0	0	0	0	0	0	5	-5
Cat	0	0	0	0	0	0	0	0	0	1	0	1
<b>Stray</b>	<b>0</b>	<b>0</b>	<b>1</b>	<b>0</b>	<b>0</b>	<b>0</b>	<b>1</b>	<b>1</b>	<b>11</b>	<b>42</b>	<b>36</b>	<b>6</b>
Dog	0	0	1	0	0	0	1	1	4	13	17	-4
Cat	0	0	0	0	0	0	0	0	7	29	19	10
<b>Seized / Custody</b>	<b>0</b>	<b>0</b>	<b>0</b>	<b>0</b>	<b>0</b>	<b>0</b>	<b>2</b>	<b>2</b>	<b>31</b>	<b>124</b>	<b>245</b>	<b>-121</b>
Dog	0	0	0	0	0	0	2	2	13	74	114	-40
Cat	0	0	0	0	0	0	0	0	18	50	131	-81
<b>Service In</b>	<b>0</b>	<b>0</b>	<b>0</b>	<b>0</b>	<b>0</b>	<b>0</b>	<b>0</b>	<b>0</b>	<b>0</b>	<b>1</b>	<b>0</b>	<b>1</b>
Dog	0	0	0	0	0	0	0	0	0	1	0	1
<b>Adoption</b>	<b>1</b>	<b>0</b>	<b>2</b>	<b>0</b>	<b>0</b>	<b>2</b>	<b>0</b>	<b>2</b>	<b>14</b>	<b>93</b>	<b>135</b>	<b>-42</b>
<b>Adoption</b>	<b>1</b>	<b>0</b>	<b>2</b>	<b>0</b>	<b>0</b>	<b>2</b>	<b>0</b>	<b>2</b>	<b>14</b>	<b>93</b>	<b>135</b>	<b>-42</b>
Dog	1	0	1	0	0	1	0	1	8	57	94	-37
Cat	0	0	1	0	0	1	0	1	6	36	41	-5



	Thursday 5/25/2017	Friday 5/26/2017	Saturday 5/27/2017	Sunday 5/28/2017	Monday 5/29/2017	Tuesday 5/30/2017	Wednesday 5/31/2017	Week to Date	Month to Date	Year to Date	Last Year to Date	Difference
<b>Other Outcomes</b>	<b>3</b>	<b>0</b>	<b>0</b>	<b>0</b>	<b>0</b>	<b>0</b>	<b>1</b>	<b>1</b>	<b>40</b>	<b>157</b>	<b>247</b>	<b>-90</b>
<b>Transfer Out</b>	<b>0</b>	<b>0</b>	<b>0</b>	<b>0</b>	<b>0</b>	<b>0</b>	<b>0</b>	<b>0</b>	<b>0</b>	<b>10</b>	<b>33</b>	<b>-23</b>
Dog	0	0	0	0	0	0	0	0	0	10	33	-23
<b>Return to Owner/Guardian</b>	<b>0</b>	<b>0</b>	<b>0</b>	<b>0</b>	<b>0</b>	<b>0</b>	<b>1</b>	<b>1</b>	<b>8</b>	<b>38</b>	<b>35</b>	<b>3</b>
Dog	0	0	0	0	0	0	1	1	7	35	22	13
Cat	0	0	0	0	0	0	0	0	1	3	13	-10
<b>Euthanasia</b>	<b>3</b>	<b>0</b>	<b>0</b>	<b>0</b>	<b>0</b>	<b>0</b>	<b>0</b>	<b>0</b>	<b>32</b>	<b>108</b>	<b>178</b>	<b>-70</b>
Dog	1	0	0	0	0	0	0	0	10	34	56	-22
Cat	2	0	0	0	0	0	0	0	22	74	122	-48
<b>DOA</b>	<b>0</b>	<b>0</b>	<b>0</b>	<b>0</b>	<b>0</b>	<b>0</b>	<b>0</b>	<b>0</b>	<b>0</b>	<b>0</b>	<b>1</b>	<b>-1</b>
Cat	0	0	0	0	0	0	0	0	0	0	1	-1
<b>Service Out</b>	<b>0</b>	<b>0</b>	<b>0</b>	<b>0</b>	<b>0</b>	<b>0</b>	<b>0</b>	<b>0</b>	<b>0</b>	<b>1</b>	<b>0</b>	<b>1</b>
Dog	0	0	0	0	0	0	0	0	0	1	0	1
	Thursday 5/25/2017	Friday 5/26/2017	Saturday 5/27/2017	Sunday 5/28/2017	Monday 5/29/2017	Tuesday 5/30/2017	Wednesday 5/31/2017	Week to Date	Month to Date	Year to Date	Last Year to Date	Difference
<b>Inventory By Location</b>												
Lumpkin County Animal Shelter	0	0	0	0	0	0	0	0	0	0	0	0
ISO	0	1	8	0	0	1	1	2	37	148	153	-5
Puppy Room	0	0	0	0	0	0	0	0	3	23	55	-32
Cat Room	0	3	0	1	0	0	0	0	9	27	36	-9
Main Kennel	0	0	0	0	0	0	0	0	9	50	67	-17
Shelter #1	0	0	0	0	0	0	0	0	1	13	11	2
Shelter #2	0	0	0	0	0	0	0	0	0	0	0	0
Shelter #3	0	0	0	0	0	0	0	0	0	0	0	0

Puppy Run	0	0	0	0	0	0	0	0	0	0	0	0
Shelter #2	0	0	1	0	0	0	1	1	9	37	40	-3
Foster Home	0	0	0	0	0	0	0	0	1	1	0	1
Missing	0	0	0	0	0	0	0	0	0	0	1	-1
Intake	0	0	0	0	0	0	0	0	0	0	1	-1
Seized	0	0	0	0	0	0	2	2	26	112	236	-124
<b>Total</b>	<b>0</b>	<b>4</b>	<b>9</b>	<b>1</b>	<b>0</b>	<b>1</b>	<b>4</b>	<b>5</b>	<b>95</b>	<b>411</b>	<b>600</b>	<b>-189</b>

# Daily Count Report

Print Date **Tuesday, June 20, 2017**

Inventory Start Date **5/1/2017 12:00 AM**  
Inventory End Date **5/31/2017 11:59 PM**  
Species **All**  
Primary Breed **All**  
Age Group **All**  
Intake Type **All**  
Intake Subtype **All**  
Outcome Type **All**  
Outcome Subtype **All**  
Site **All**

	<b>Cat</b>	<b>Dog</b>	<b>Total</b>
<b>5/1/2017</b>	10	14	24
<b>5/2/2017</b>	15	14	29
<b>5/3/2017</b>	14	15	29
<b>5/4/2017</b>	14	15	29
<b>5/5/2017</b>	15	15	30
<b>5/6/2017</b>	15	15	30
<b>5/7/2017</b>	12	15	27
<b>5/8/2017</b>	12	16	28
<b>5/9/2017</b>	11	16	27
<b>5/10/2017</b>	11	16	27
<b>5/11/2017</b>	12	17	29
<b>5/12/2017</b>	12	19	31
<b>5/13/2017</b>	9	17	26
<b>5/14/2017</b>	9	16	25
<b>5/15/2017</b>	9	20	29
<b>5/16/2017</b>	9	24	33

	<b>Cat</b>	<b>Dog</b>	<b>Total</b>
<b>5/17/2017</b>	19	25	44
<b>5/18/2017</b>	20	21	41
<b>5/19/2017</b>	23	20	43
<b>5/20/2017</b>	17	19	36
<b>5/21/2017</b>	17	18	35
<b>5/22/2017</b>	18	20	38
<b>5/23/2017</b>	18	19	37
<b>5/24/2017</b>	15	18	33
<b>5/25/2017</b>	15	18	33
<b>5/26/2017</b>	14	16	30
<b>5/27/2017</b>	14	25	39
<b>5/28/2017</b>	13	24	37
<b>5/29/2017</b>	13	24	37
<b>5/30/2017</b>	14	24	38
<b>5/31/2017</b>	13	27	40
<b>Total</b>	432	582	1014

<u>Species</u>	<u>Average</u>
<b>Cat</b>	<b>13.94</b>
<b>Dog</b>	<b>18.77</b>

# Case Crosstab

Print Date **Tuesday, June 20, 2017**

Start Date	<b>5/1/2017 12:00 AM</b>	Case Category	<b>All</b>	Case Officer	<b>All</b>
End Date	<b>5/31/2017 11:59 PM</b>	Case Status	<b>All</b>	Case Result	<b>All</b>
Based on	<b>Incident Date/Time</b>	Case Type	<b>All</b>	Case Result By	<b>All</b>
City	<b>All</b>	Case SubType	<b>All</b>	Patrol Area	<b>All</b>
Site	<b>All</b>	Jurisdiction	<b>All</b>	Memo Type	<b>All</b>
				With /Without Memo Type:	<b>Both</b>

		<b>Incident</b>	<b>Investigation</b>	<b>Total</b>
<b>Bite / Scratch</b>	Total	0	5	5
<b>Cruelty / Neglect</b>	Total	0	10	10
<b>Enforcement</b>	Total	11	0	11
<b>Stray</b>	Total	28	0	28
<b>Transport</b>	Total	2	0	2
<b>Total</b>		41	15	56