

The seal of Lumpkin County, Georgia, is a circular emblem. It features a central figure of a Native American man, likely a chief, holding a bow and arrow. The figure is set against a background of a landscape with a sun rising over mountains. The words "LUMPKIN COUNTY" are arched across the top, and "GEORGIA" is arched across the bottom. Below the figure, the words "AURARIA" and "EST. 1832" are visible.

Lumpkin County, Georgia

General Fund

Report of Revenues

And Expenditures


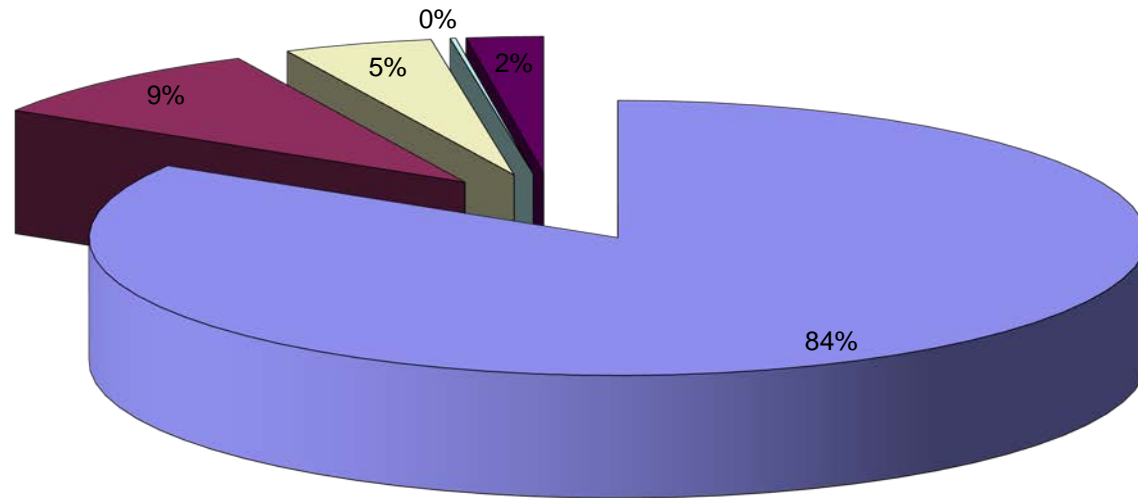
May 31, 2017

LUMPKIN COUNTY, GEORGIA

TABLE OF CONTENTS

	<u>PAGE</u>
Allocation of 2017 Revenue Budget – Graph	1
Summary of General Fund Revenues, Combined by Type	2
Summary of General Government Revenues, Combined by Department	3
Summary of Public Safety Revenues, Combined by Department	4
Summary of Judicial System Revenues, Combined by Department	5
Summary of Public Works Revenues, Combined by Department	6
Summary of Community Affairs Revenues, Combined by Department	7
Allocation of 2017 Expenditures Budget – Graph	8
Summary of General Fund Expenditures, Combined by Type	9
Summary of General Government Expenditures, Combined by Department	10
Summary of Public Safety Expenditures, Combined by Department	11
Summary of Judicial System Expenditures, Combined by Department	12
Summary of Public Works Expenditures, Combined by Department	13
Summary of Community Affairs Expenditures, Combined by Department	14
Summary of Transfers to Other Funds	15
Summary of Emergency 911 Revenues, Combined by Type	16
Summary of Emergency 911 Expenditures, Combined by Type	17
Summary of Transfer Station Revenues, Combined by Type	18
Summary of Transfer Station Expenses, Combined by Type	19

Allocation of 2017 Budget - Revenues



LUMPKIN COUNTY
FUND 100 GENERAL FUND SUMMARY REVENUES
For The Fiscal Year Starting 01/01/17

% OF YEAR REMAINING = 59%

<i>DESCRIPTION</i>	<i>2017 BUDGET</i>	<i>RECOGNIZED YTD</i>	<i>BUDGET REMAINING</i>	<i>PERCENT REMAINING</i>
General Government	\$ 17,273,655	\$ 2,339,335	\$ 14,934,320	86.46%
Public Safety	1,886,639	330,443	1,556,196	82.49%
Judicial System	939,548	358,506	581,042	61.84%
Public Works	35,168	11,080	24,088	68.49%
Community Affairs	483,905	165,800	318,105	65.74%
Total Revenues	<u>\$ 20,618,915</u>	<u>\$ 3,205,164</u>	<u>\$ 17,413,751</u>	84.46%

LUMPKIN COUNTY
FUND 100 GENERAL FUND SUMMARY REVENUES
For TheFiscal Year Starting 01/01/17

% OF YEAR REMAINING = 59%

<u>DESCRIPTION</u>	<u>2017 BUDGET</u>	<u>RECOGNIZED YTD</u>	<u>BUDGET REMAINING</u>	<u>PERCENT REMAINING</u>
General Government				
Commissioner	\$ 4,208,531	\$ 896,116	\$ 3,312,415	78.71%
Tax Appraisers / Assessment	200	104	96	48.13%
Tax Commissioner	12,530,093	1,426,074	11,104,019	88.62%
Board of Elections	2	0	2	n/a
G.I.S.	6,800	3,021	3,779	55.57%
Administrative Support	481,615	0	481,615	100.00%
County Surveyor	14,079	0	14,079	n/a
Reimbursement	14,600		14,600	100.00%
Financial Administration	<u>17,735</u>	<u>14,020</u>	<u>3,715</u>	20.95%
Total General Government Revenues	<u>\$ 17,273,655</u>	<u>\$ 2,339,335</u>	<u>\$ 14,934,320</u>	86.46%

LUMPKIN COUNTY
FUND 100 GENERAL FUND SUMMARY REVENUES
For The Fiscal Year Starting 01/01/17

% OF YEAR REMAINING = 59%

<i>DESCRIPTION</i>	<i>2017 BUDGET</i>	<i>RECOGNIZED YTD</i>	<i>BUDGET REMAINING</i>	<i>PERCENT REMAINING</i>
<i>Public Safety</i>				
Sheriff	\$ 177,624	\$ 16,163	\$ 161,461	90.90%
Detention Center	192,000	87,769	104,231	54.29%
Drug Task Force	<u>17,460</u>	<u>6,879</u>	<u>10,581</u>	60.60%
Total Sheriff	<u>\$ 387,084</u>	<u>\$ 110,810</u>	<u>\$ 276,274</u>	71.37%
Emergency Services	\$ 1,367,457	\$ 213,598	\$ 1,153,859	84.38%
Emergency Management	11,103	0	11,103	100.00%
Public Transportation	<u>120,995</u>	<u>6,034</u>	<u>114,961</u>	95.01%
<i>Total Public Safety Revenues</i>	<u>\$ 1,886,639</u>	<u>\$ 330,443</u>	<u>\$ 1,556,196</u>	82.49%

LUMPKIN COUNTY
FUND 100 GENERAL FUND SUMMARY REVENUES
For The Fiscal Year Starting 01/01/17

% OF YEAR REMAINING = 59%

<u>DESCRIPTION</u>	<u>2017 BUDGET</u>	<u>RECOGNIZED YTD</u>	<u>BUDGET REMAINING</u>	<u>PERCENT REMAINING</u>
<i>Judicial System</i>				
Clerk Superior Court	\$ 565,015	\$ 213,162	\$ 351,853	0.00%
Magistrate Court	15,000	1,015	13,985	93.23%
Probate Court	333,500	134,212	199,288	59.76%
Enotah Judicial Circuit	2,033	0	2,033	100.00%
Victims' Assistance	<u>24,000</u>	<u>10,116</u>	<u>13,884</u>	57.85%
<i>Total Judicial System Revenues</i>	<u>\$ 939,548</u>	<u>\$ 358,506</u>	<u>\$ 581,042</u>	61.84%

LUMPKIN COUNTY
FUND 100 GENERAL FUND SUMMARY REVENUES
For The Fiscal Year Starting 01/01/17

% OF YEAR REMAINING = 59%

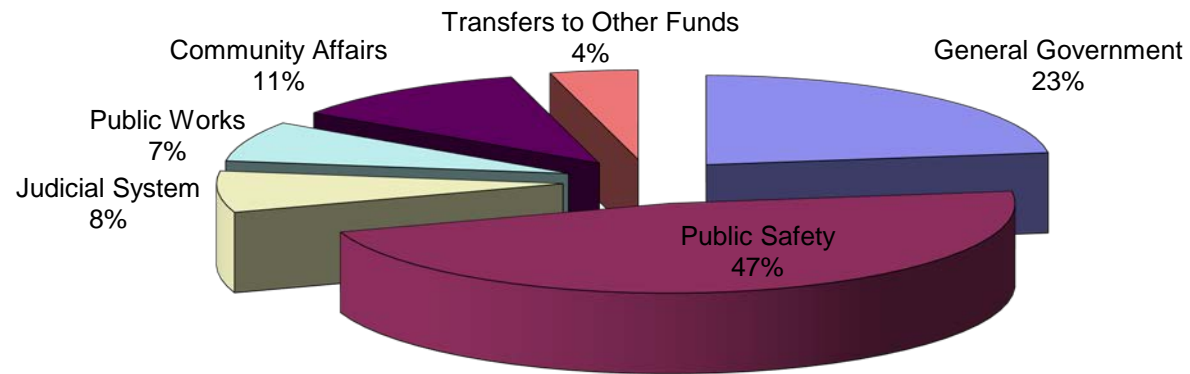
<u>DESCRIPTION</u>	<u>2017 BUDGET</u>	<u>RECOGNIZED YTD</u>	<u>BUDGET REMAINING</u>	<u>PERCENT REMAINING</u>
<i>Public Works</i>				
Roads & Bridges	\$ 1,500	\$ 155	\$ 1,345	89.67%
Airport	<u>33,668</u>	<u>10,925</u>	<u>22,743</u>	67.55%
<i>Total Public Works Revenues</i>	<u>\$ 35,168</u>	<u>\$ 11,080</u>	<u>\$ 24,088</u>	68.49%

LUMPKIN COUNTY
FUND 100 GENERAL FUND SUMMARY REVENUES
For The Fiscal Year Starting 01/01/17

% OF YEAR REMAINING = 59%

<i>DESCRIPTION</i>	<i>2017 BUDGET</i>	<i>RECOGNIZED YTD</i>	<i>BUDGET REMAINING</i>	<i>PERCENT REMAINING</i>
<i>Community Affairs</i>				
Parks and Recreation	\$ 285,175	\$ 109,238	\$ 175,937	61.69%
Senior Center	167,430	42,047	125,383	74.89%
Animal Shelter	<u>31,300</u>	<u>14,515</u>	<u>16,785</u>	53.63%
<i>Total Community Affairs Revenues</i>	<u>\$ 483,905</u>	<u>\$ 165,800</u>	<u>\$ 318,105</u>	65.74%

Allocation of 2017 Budget - Expenditures



LUMPKIN COUNTY
FUND 100 GENERAL FUND SUMMARY EXPENDITURES
For The Fiscal Year Starting 01/01/17

% OF YEAR REMAINING = 59%

<i>DESCRIPTION</i>	<i>2017 BUDGET</i>	<i>EXPENDED YTD</i>	<i>BUDGET REMAINING</i>	<i>PERCENT REMAINING</i>
General Government	\$ 4,709,510	\$ 1,348,677	\$ 3,360,833	71.36%
Public Safety	9,686,764	3,334,128	6,352,636	65.58%
Judicial System	1,534,692	650,091	884,601	57.64%
Public Works	1,503,131	508,841	994,290	66.15%
Community Affairs	2,339,085	824,139	1,514,946	64.77%
Transfers to Other Funds	<u>845,733</u>	<u>897,237</u>	<u>(51,504)</u>	-6.09%
Total Expenditures	<u>\$ 20,618,915</u>	<u>\$ 7,563,113</u>	<u>\$ 13,055,802</u>	63.32%

LUMPKIN COUNTY
FUND 100 GENERAL FUND SUMMARY EXPENDITURES
For The Fiscal Year Starting 01/01/17

% OF YEAR REMAINING = 59%

<i>DESCRIPTION</i>	<i>2017 BUDGET</i>	<i>EXPENDED YTD</i>	<i>BUDGET REMAINING</i>	<i>PERCENT REMAINING</i>
<i>General Government</i>				
Commissioner	\$ 115,845	\$ 52,079	\$ 63,766	55.04%
County Manager	258,020	95,757	162,263	62.89%
Board of Elections / Registrar	169,350	48,529	120,821	71.34%
Financial Administration	524,362	230,680	293,682	56.01%
Legal	130,000	12,831	117,169	90.13%
GIS	81,912	32,153	49,759	60.75%
Human Resources	228,073	86,369	141,704	62.13%
Tax Commissioner	407,478	159,614	247,864	60.83%
Tax Appraisers / Assessment	432,968	159,902	273,066	63.07%
Board of Equalization	10,535	2,397	8,138	77.25%
Risk Management	20,000	6,512	13,489	67.44%
ADA Mitigation	200,000	0	200,000	100.00%
Public Buildings	803,338	307,847	495,491	61.68%
County Surveyor	15,641	2,272	13,369	85.47%
Administrative Support	952,300	88,475	863,825	90.71%
General Administration Fees	27,323	13,661	13,662	50.00%
Debt Service	<u>332,365</u>	<u>49,600</u>	<u>282,765</u>	85.08%
<i>Total General Government Expenditures</i>	<u>\$ 4,709,510</u>	<u>\$ 1,348,677</u>	<u>\$ 3,360,833</u>	71.36%

LUMPKIN COUNTY
FUND 100 GENERAL FUND SUMMARY EXPENDITURES
For The Fiscal Year Starting 01/01/17

% OF YEAR REMAINING = 59%

<u>DESCRIPTION</u>	<u>2017 BUDGET</u>	<u>EXPENDED YTD</u>	<u>BUDGET REMAINING</u>	<u>PERCENT REMAINING</u>
Public Safety				
Sheriff - Administration	\$ 4,657,697	\$ 1,675,581	\$ 2,982,116	64.03%
Sheriff - Special Services	36,700	-	36,700	100.00%
Sheriff-Criminal Investigation	40,050	19,599	20,451	51.06%
Drug Task Force	57,211	21,309	35,902	62.75%
Sheriff-Uniform Patrol	144,450	59,807	84,643	58.60%
Detention Center	608,500	259,259	349,241	57.39%
Sheriff - CT Services - Warrant	<u>27,725</u>	<u>6,584</u>	<u>21,141</u>	76.25%
Total Sheriff	<u>\$ 5,572,333</u>	<u>\$ 2,042,138</u>	<u>\$ 3,530,195</u>	63.35%
Emergency Services	\$ 3,786,504	\$ 1,172,095	\$ 2,614,409	69.05%
Emergency Management	107,122	44,377	62,745	58.57%
Coroner	56,823	18,918	37,905	66.71%
Public Transportation	<u>163,982</u>	<u>56,600</u>	<u>107,382</u>	65.48%
Total Public Safety Expenditures	<u><u>\$ 9,686,764</u></u>	<u><u>\$ 3,334,128</u></u>	<u><u>\$ 6,352,636</u></u>	65.58%

LUMPKIN COUNTY
FUND 100 GENERAL FUND SUMMARY EXPENDITURES
For The Fiscal Year Starting 01/01/17

% OF YEAR REMAINING = 59%

<u>DESCRIPTION</u>	<u>2017 BUDGET</u>	<u>EXPENDED YTD</u>	<u>BUDGET REMAINING</u>	<u>PERCENT REMAINING</u>
<i>Judicial System</i>				
Enotah Judicial Circuit	\$ 214,563	\$ 108,595	\$ 105,968	49.39%
Superior Court	208,349	117,842	90,507	43.44%
Capital Trial	2,500	0	2,500	100.00%
Clerk Superior Court	584,703	227,675	357,028	61.06%
District Attorney	5,000	805	4,195	83.90%
Victims' Assistance	24,000	6,965	17,035	70.98%
Magistrate Court	231,508	88,178	143,330	61.91%
Probate Court	<u>264,069</u>	<u>100,031</u>	<u>164,038</u>	62.12%
<i>Total Judicial System Expenditures</i>	<u>\$ 1,534,692</u>	<u>\$ 650,091</u>	<u>\$ 884,601</u>	57.64%

LUMPKIN COUNTY
FUND 100 GENERAL FUND SUMMARY EXPENDITURES
For The Fiscal Year Starting 01/01/17

% OF YEAR REMAINING = 59%

<u>DESCRIPTION</u>	<u>2017 BUDGET</u>	<u>EXPENDED YTD</u>	<u>BUDGET REMAINING</u>	<u>PERCENT REMAINING</u>
<i>Public Works</i>				
Admin-Public Works	\$ 48,676	\$ 19,803	\$ 28,873	59.32%
Roads & Bridges	1,191,597	391,468	800,129	67.15%
Fleet Maintenance	235,686	94,294	141,392	59.99%
Airport	<u>27,172</u>	<u>3,276</u>	<u>23,896</u>	87.95%
<i>Total Public Works Expenditures</i>	<u>\$ 1,503,131</u>	<u>\$ 508,841</u>	<u>\$ 994,290</u>	66.15%

LUMPKIN COUNTY
FUND 100 GENERAL FUND SUMMARY EXPENDITURES
For The Fiscal Year Ending 01/01/17

% OF YEAR REMAINING = 59%

<u>DESCRIPTION</u>	<u>2017 BUDGET</u>	<u>EXPENDED YTD</u>	<u>BUDGET REMAINING</u>	<u>PERCENT REMAINING</u>
<i>Community Affairs</i>				
Animal Shelter	\$ 320,640	\$ 112,361	\$ 208,279	64.96%
Health Department appropriation	209,199	87,166	122,033	58.33%
D.F.A.C.S.	15,000	15,000	0	0.00%
Senior Center	325,089	111,052	214,037	65.84%
Parks and Recreation	1,012,129	277,789	734,340	72.55%
Library appropriation	400,000	200,000	200,000	50.00%
County Ext. Service	<u>57,028</u>	<u>20,770</u>	<u>36,258</u>	63.58%
<i>Total Community Affairs</i>	<u>\$ 2,339,085</u>	<u>\$ 824,139</u>	<u>\$ 1,514,946</u>	64.77%

LUMPKIN COUNTY
FUND 100 GENERAL FUND SUMMARY EXPENDITURES
For The Fiscal Year Starting 01/01/17

% OF YEAR REMAINING = 59%

<u>DESCRIPTION</u>	<u>2017 BUDGET</u>	<u>EXPENDED YTD</u>	<u>BUDGET REMAINING</u>	<u>PERCENT REMAINING</u>
<i>Transfers to Other Funds</i>				
Net transfers to Capital Projects Funds	\$ 281,615	\$ 774,470	\$ (492,855)	-175.01%
Net Transfers to Solid Waste	87,999	21,300	66,699	75.80%
Net Transfers to E911	288,176	39,124	249,052	86.42%
Net Transfers to Public Defender	124,685	62,342	62,343	50.00%
Net Transfers to Grant Fund	<u>63,258</u>	<u>0</u>	<u>63,258</u>	100.00%
<i>Total Transfers to Other Funds</i>	<u>\$ 845,733</u>	<u>\$ 897,237</u>	<u>\$ (51,504)</u>	-6.09%

LUMPKIN COUNTY
FUND 215 EMERGENCY 911 SUMMARY REVENUES
For The Fiscal Year Starting 01/01/17

% OF YEAR REMAINING = 59%

<u>DESCRIPTION</u>	<u>2017 BUDGET</u>	<u>RECOGNIZED YTD</u>	<u>BUDGET REMAINING</u>	<u>PERCENT REMAINING</u>
<i>Emergency 911</i>				
Telephone Charges - Land Lines	\$ 155,000	\$ 50,683	\$ 104,317	67.30%
Telephone Charges - Cell Phones	318,000	78,330	239,670	75.37%
E911 Record Copies	100	0	100	100.00%
Pre-paid Wireless Revenue	59,100	0	59,100	100.00%
Net Transfers In from General Fund	<u>288,176</u>	<u>39,124</u>	<u>249,052</u>	86.42%
<i>Total Emergency 911 Revenues</i>	<u>\$ 820,376</u>	<u>\$ 168,137</u>	<u>\$ 652,239</u>	79.50%

LUMPKIN COUNTY
FUND 215 EMERGENCY 911 SUMMARY EXPENDITURES
For The Fiscal Year Starting 01/01/17

% OF YEAR REMAINING = 59%

<i>DESCRIPTION</i>	<i>2017 BUDGET</i>	<i>EXPENDED YTD</i>	<i>BUDGET REMAINING</i>	<i>PERCENT REMAINING</i>
<i>Emergency 911</i>				
Salaries and Benefits	\$ 632,726	\$ 180,631	\$ 452,095	71.45%
Purchased and Contracted Services	129,550	48,182	81,368	62.81%
Supplies and Other Costs	<u>58,100</u>	<u>9,096</u>	<u>49,004</u>	84.34%
<i>Total Emergency 911 Expenditures</i>	<u>\$ 820,376</u>	<u>\$ 237,909</u>	<u>\$ 582,467</u>	71.00%

LUMPKIN COUNTY
FUND 540 TRANSFER STATION SUMMARY REVENUES
For The Fiscal Year Starting 01/01/17

% OF YEAR REMAINING = 59%

<u>DESCRIPTION</u>	<u>2017 BUDGET</u>	<u>RECOGNIZED YTD</u>	<u>BUDGET REMAINING</u>	<u>PERCENT REMAINING</u>
<i>Transfer Station</i>				
Association Revenue - NGRM	\$ 20,000	\$ 4,627	\$ 15,373	76.86%
Insurance Claims	0	6,933	(6,933)	n/a
Rental	16,200	6,750	9,450	58.33%
Net Transfers In from General Fund	<u>87,999</u>	<u>21,300</u>	<u>66,699</u>	75.80%
<i>Total Transfer Station Revenues</i>	<u>\$ 124,199</u>	<u>\$ 39,610</u>	<u>\$ 84,589</u>	68.11%

LUMPKIN COUNTY
FUND 540 TRANSFER STATION SUMMARY EXPENSES
For The Fiscal Year Starting 01/01/17

% OF YEAR REMAINING = 59%

<i>DESCRIPTION</i>	<i>2017 BUDGET</i>	<i>EXPENDED YTD</i>	<i>BUDGET REMAINING</i>	<i>PERCENT REMAINING</i>
<i>Transfer Station</i>				
Purchased and Contracted Services	\$ 26,850	\$ 5,989	\$ 20,861	77.69%
Salaries and Benefits - Recycling	52,696	22,359	30,337	57.57%
Purchased/Contracted Services - Recycling	25,653	9,543	16,110	62.80%
Supplies - Recycling	19,000	10,467	8,533	44.91%
Other Costs	<u>0</u>	<u> </u>	<u>0</u>	0.00%
<i>Total Transfer Station Expenses</i>	<u>\$ 124,199</u>	<u>\$ 48,358</u>	<u>\$ 75,841</u>	61.06%