

The seal of Lumpkin County, Georgia, is a circular emblem. It features a central figure of a Native American man, likely a chief, holding a bow and arrow. The figure is set against a background of a rising sun and a landscape with mountains and a river. The text "LUMPKIN COUNTY" is arched across the top, and "GEORGIA" is arched across the bottom. Below the figure, the words "AURARIA" and "EST. 1832" are visible.

Lumpkin County, Georgia

General Fund

Report of Revenues

And Expenditures


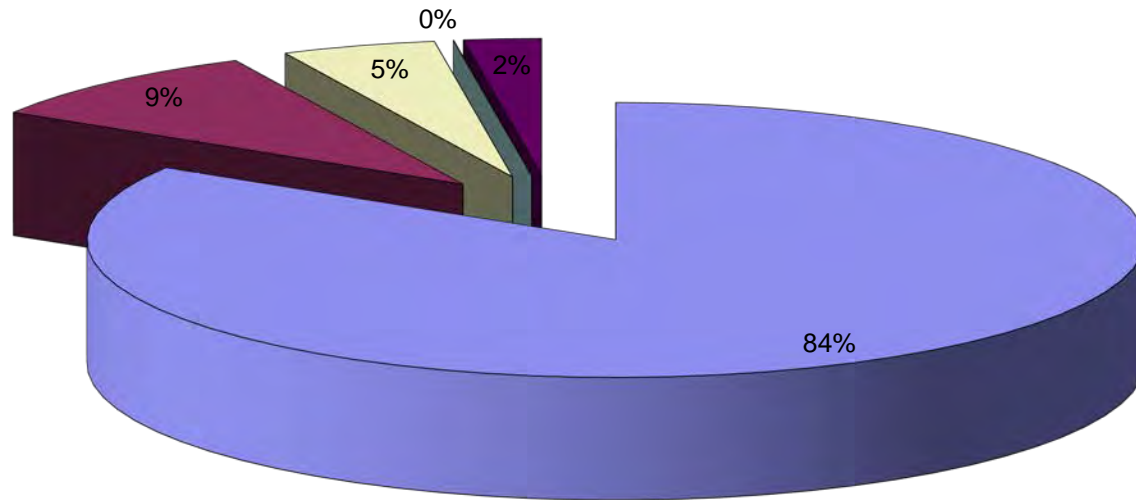
October 31, 2018

LUMPKIN COUNTY, GEORGIA

TABLE OF CONTENTS

|  | <u>PAGE</u> |
|--|-------------|
| Allocation of 2018 Revenue Budget – Graph                          | 1           |
| Summary of General Fund Revenues, Combined by Type                 | 2           |
| Summary of General Government Revenues, Combined by Department     | 3           |
| Summary of Public Safety Revenues, Combined by Department          | 4           |
| Summary of Judicial System Revenues, Combined by Department        | 5           |
| Summary of Public Works Revenues, Combined by Department           | 6           |
| Summary of Community Affairs Revenues, Combined by Department      | 7           |
| Allocation of 2018 Expenditures Budget – Graph                     | 8           |
| Summary of General Fund Expenditures, Combined by Type             | 9           |
| Summary of General Government Expenditures, Combined by Department | 10          |
| Summary of Public Safety Expenditures, Combined by Department      | 11          |
| Summary of Judicial System Expenditures, Combined by Department    | 12          |
| Summary of Public Works Expenditures, Combined by Department       | 13          |
| Summary of Community Affairs Expenditures, Combined by Department  | 14          |
| Summary of Transfers to Other Funds                                | 15          |
| Summary of Emergency 911 Revenues, Combined by Type                | 16          |
| Summary of Emergency 911 Expenditures, Combined by Type            | 17          |
| Summary of Transfer Station Revenues, Combined by Type             | 18          |
| Summary of Transfer Station Expenses, Combined by Type             | 19          |

### Allocation of 2018 Budget - Revenues



**LUMPKIN COUNTY**  
**FUND 100 GENERAL FUND SUMMARY REVENUES**  
**For The Fiscal Year Starting 01/01/18**

**% OF YEAR REMAINING = 16.67%**

| <i>DESCRIPTION</i>        | <i>2018 BUDGET</i>   | <i>RECOGNIZED<br/>YTD</i> | <i>BUDGET<br/>REMAINING</i> | <i>PERCENT<br/>REMAINING</i> |
|---------------------------|----------------------|---------------------------|-----------------------------|------------------------------|
| <b>General Government</b> | \$ 17,797,184        | \$ 15,448,066             | \$ 2,349,118                | 13.20%                       |
| <b>Public Safety</b>      | 1,937,851            | 1,678,583                 | 259,268                     | 13.38%                       |
| <b>Judicial System</b>    | 1,003,147            | 868,567                   | 134,580                     | 13.42%                       |
| <b>Public Works</b>       | 1,000                | 705                       | 295                         | 29.50%                       |
| <b>Community Affairs</b>  | 502,664              | 395,761                   | 106,903                     | 21.27%                       |
| <b>Total Revenues</b>     | <u>\$ 21,241,846</u> | <u>\$ 18,391,682</u>      | <u>\$ 2,850,164</u>         | 13.42%                       |

**LUMPKIN COUNTY**  
**FUND 100 GENERAL FUND SUMMARY REVENUES**  
**For TheFiscal Year Starting 01/01/18**

**% OF YEAR REMAINING = 16.67%**

| <u>DESCRIPTION</u>                           | <u>2018 BUDGET</u>   | <u>RECOGNIZED<br/>YTD</u> | <u>BUDGET<br/>REMAINING</u> | <u>PERCENT<br/>REMAINING</u> |
|--|----------------------|---------------------------|-----------------------------|------------------------------|
| <b>General Government</b>                    |                      |                           |                             |                              |
| Commissioner                                 | \$ 4,306,694         | \$ 4,099,101              | \$ 207,593                  | 4.82%                        |
| Tax Appraisers / Assessment                  | 200                  | 14                        | 187                         | 93.25%                       |
| Tax Commissioner                             | 12,956,153           | 10,512,223                | 2,443,930                   | 18.86%                       |
| Board of Elections                           | 792                  | 1,359                     | (567)                       | n/a                          |
| G.I.S.                                       | 7,200                | 17,897                    | (10,697)                    | -148.57%                     |
| Administrative Support                       | 506,501              | 4,299                     | 502,202                     | 99.15%                       |
| Reimbursement                                | 600                  | 791,510                   | (790,910)                   | -131818.33%                  |
| Financial Administration                     | <u>19,044</u>        | <u>21,664</u>             | <u>(2,620)</u>              | -13.76%                      |
| <b>Total General Government<br/>Revenues</b> | <b>\$ 17,797,184</b> | <b>\$ 15,448,066</b>      | <b>\$ 2,349,118</b>         | <b>13.20%</b>                |

**LUMPKIN COUNTY**  
**FUND 100 GENERAL FUND SUMMARY REVENUES**  
**For The Fiscal Year Starting 01/01/18**

**% OF YEAR REMAINING = 16.67%**

| <i>DESCRIPTION</i>                         | <i>2018 BUDGET</i>         | <i>RECOGNIZED<br/>YTD</i>  | <i>BUDGET<br/>REMAINING</i> | <i>PERCENT<br/>REMAINING</i> |
|--|----------------------------|----------------------------|-----------------------------|------------------------------|
| <b><i>Public Safety</i></b>                |                            |                            |                             |                              |
| Sheriff                                    | \$ 173,624                 | \$ 237,433                 | \$ (63,809)                 | -36.75%                      |
| Detention Center                           | 125,600                    | 349,997                    | (224,397)                   | -178.66%                     |
| Drug Task Force                            | <u>19,415</u>              | <u>12,107</u>              | <u>7,308</u>                | 37.64%                       |
| Total Sheriff                              | <u>\$ 318,639</u>          | <u>\$ 599,537</u>          | <u>\$ (280,898)</u>         | -88.16%                      |
| Emergency Services                         | \$ 1,487,228               | \$ 1,024,323               | \$ 462,905                  | 31.13%                       |
| Emergency Management                       | 11,103                     | 8,553                      | 2,550                       | 22.97%                       |
| Public Transportation                      | <u>120,881</u>             | <u>46,170</u>              | <u>74,711</u>               | 61.81%                       |
| <b><i>Total Public Safety Revenues</i></b> | <b><u>\$ 1,937,851</u></b> | <b><u>\$ 1,678,583</u></b> | <b><u>\$ 259,268</u></b>    | <b>13.38%</b>                |

**LUMPKIN COUNTY**  
**FUND 100 GENERAL FUND SUMMARY REVENUES**  
**For The Fiscal Year Starting 01/01/18**

**% OF YEAR REMAINING = 16.67%**

| <i>DESCRIPTION</i>                           | <i>2018 BUDGET</i>  | <i>RECOGNIZED<br/>YTD</i> | <i>BUDGET<br/>REMAINING</i> | <i>PERCENT<br/>REMAINING</i> |
|--|---------------------|---------------------------|-----------------------------|------------------------------|
| <b><i>Judicial System</i></b>                |                     |                           |                             |                              |
| Clerk Superior Court                         | \$ 580,547          | \$ 550,140                | \$ 30,407                   | 0.00%                        |
| Magistrate Court                             | 10,100              | 2,830                     | 7,270                       | 71.98%                       |
| Probate Court                                | 388,500             | 296,285                   | 92,215                      | 23.74%                       |
| Victims' Assistance                          | 24,000              | 19,313                    | 4,687                       | 19.53%                       |
| <b><i>Total Judicial System Revenues</i></b> | <b>\$ 1,003,147</b> | <b>\$ 868,567</b>         | <b>\$ 134,580</b>           | <b>13.42%</b>                |

**LUMPKIN COUNTY**  
**FUND 100 GENERAL FUND SUMMARY REVENUES**  
**For The Fiscal Year Starting 01/01/18**

**% OF YEAR REMAINING = 16.67%**

| <u>DESCRIPTION</u>                        | <u>2018 BUDGET</u> | <u>RECOGNIZED<br/>YTD</u> | <u>BUDGET<br/>REMAINING</u> | <u>PERCENT<br/>REMAINING</u> |
|---|--------------------|---------------------------|-----------------------------|------------------------------|
| <b><i>Public Works</i></b>                |                    |                           |                             |                              |
| Roads & Bridges                           | \$ 1,000           | \$ 705                    | \$ 295                      | 29.50%                       |
| <b><i>Total Public Works Revenues</i></b> | <u>\$ 1,000</u>    | <u>\$ 705</u>             | <u>\$ 295</u>               | 29.50%                       |

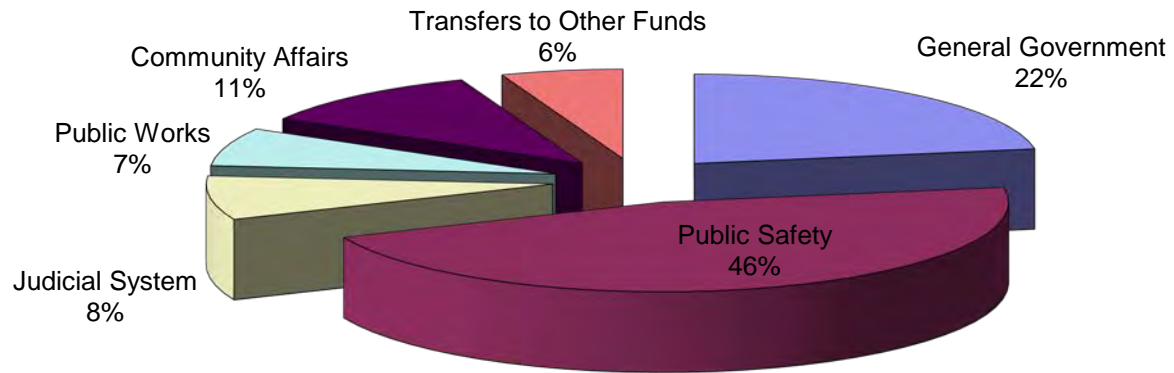


**LUMPKIN COUNTY**  
**FUND 100 GENERAL FUND SUMMARY REVENUES**  
**For The Fiscal Year Starting 01/01/18**

**% OF YEAR REMAINING = 16.67%**

| <u>DESCRIPTION</u>                             | <u>2018 BUDGET</u>       | <u>RECOGNIZED<br/>YTD</u> | <u>BUDGET<br/>REMAINING</u> | <u>PERCENT<br/>REMAINING</u> |
|--|--------------------------|---------------------------|-----------------------------|------------------------------|
| <b><i>Community Affairs</i></b>                |                          |                           |                             |                              |
| Parks and Recreation                           | \$ 293,100               | \$ 276,469                | \$ 16,631                   | 5.67%                        |
| Senior Center                                  | 178,664                  | 93,798                    | 84,866                      | 47.50%                       |
| Animal Shelter                                 | <u>30,900</u>            | <u>25,494</u>             | <u>5,407</u>                | 17.50%                       |
| <b><i>Total Community Affairs Revenues</i></b> | <b><u>\$ 502,664</u></b> | <b><u>\$ 395,761</u></b>  | <b><u>\$ 106,903</u></b>    | 21.27%                       |

## Allocation of 2018 Budget - Expenditures



**LUMPKIN COUNTY**  
**FUND 100 GENERAL FUND SUMMARY EXPENDITURES**  
**For The Fiscal Year Starting 01/01/18**

**% OF YEAR REMAINING = 16.67%**

| <i>DESCRIPTION</i>              | <i>2018 BUDGET</i>   | <i>EXPENDED<br/>YTD</i> | <i>BUDGET<br/>REMAINING</i> | <i>PERCENT<br/>REMAINING</i> |
|---------------------------------|----------------------|-------------------------|-----------------------------|------------------------------|
| <b>General Government</b>       | \$ 4,752,959         | \$ 3,634,904            | \$ 1,118,055                | 23.52%                       |
| <b>Public Safety</b>            | 9,809,194            | 7,207,524               | 2,601,670                   | 26.52%                       |
| <b>Judicial System</b>          | 1,678,864            | 1,403,827               | 275,037                     | 16.38%                       |
| <b>Public Works</b>             | 1,464,134            | 1,089,621               | 374,513                     | 25.58%                       |
| <b>Community Affairs</b>        | 2,328,816            | 1,818,431               | 510,385                     | 21.92%                       |
| <b>Transfers to Other Funds</b> | <u>1,207,879</u>     | <u>1,912,820</u>        | <u>(704,941)</u>            | -58.36%                      |
| <b>Total Expenditures</b>       | <u>\$ 21,241,846</u> | <u>\$ 17,067,127</u>    | <u>\$ 4,174,719</u>         | 19.65%                       |

**LUMPKIN COUNTY**  
**FUND 100 GENERAL FUND SUMMARY EXPENDITURES**  
**For The Fiscal Year Starting 01/01/18**

**% OF YEAR REMAINING = 16.67%**

| <u>DESCRIPTION</u>                               | <u>2017 BUDGET8</u> | <u>EXPENDED<br/>YTD</u> | <u>BUDGET<br/>REMAINING</u> | <u>PERCENT<br/>REMAINING</u> |
|--|---------------------|-------------------------|-----------------------------|------------------------------|
| <b>General Government</b>                        |                     |                         |                             |                              |
| Commissioner                                     | \$ 124,982          | \$ 108,070              | \$ 16,912                   | 13.53%                       |
| County Manager                                   | 299,873             | 231,489                 | 68,384                      | 22.80%                       |
| Board of Elections / Registrar                   | 206,342             | 131,599                 | 74,743                      | 36.22%                       |
| Financial Administration                         | 474,296             | 380,962                 | 93,334                      | 19.68%                       |
| Legal  | 125,000             | 43,918                  | 81,082                      | 64.87%                       |
| GIS  | 79,952              | 46,482                  | 33,470                      | 41.86%                       |
| Human Resources                                  | 244,351             | 193,603                 | 50,748                      | 20.77%                       |
| Tax Commissioner                                 | 423,651             | 331,445                 | 92,206                      | 21.76%                       |
| Tax Appraisers / Assessment                      | 510,743             | 374,672                 | 136,071                     | 26.64%                       |
| Board of Equalization                            | 9,400               | 6,962                   | 2,438                       | 25.94%                       |
| Risk Management                                  | 15,000              | 677,890                 | (662,890)                   | -4419.26%                    |
| ADA Mitigation                                   | 200,000             | 12,909                  | 187,091                     | 93.55%                       |
| Public Buildings                                 | 835,857             | 688,653                 | 147,204                     | 17.61%                       |
| Administrative Support                           | 1,056,800           | 279,537                 | 777,263                     | 73.55%                       |
| General Administration Fees                      | 27,672              | 27,512                  | 160                         | 0.58%                        |
| Debt Service                                     | 119,040             | 99,199                  | 19,841                      | 16.67%                       |
| <b>Total General Government<br/>Expenditures</b> | <b>\$ 4,752,959</b> | <b>\$ 3,634,904</b>     | <b>\$ 1,118,055</b>         | <b>23.52%</b>                |

**LUMPKIN COUNTY**  
**FUND 100 GENERAL FUND SUMMARY EXPENDITURES**  
**For The Fiscal Year Starting 01/01/18**

**% OF YEAR REMAINING = 16.67%**

| <u>DESCRIPTION</u>                      | <u>2018 BUDGET</u>         | <u>EXPENDED<br/>YTD</u>    | <u>BUDGET<br/>REMAINING</u> | <u>PERCENT<br/>REMAINING</u> |
|---|----------------------------|----------------------------|-----------------------------|------------------------------|
| <b>Public Safety</b>                    |                            |                            |                             |                              |
| Sheriff - Administration                | \$ 4,813,772               | \$ 3,702,579               | \$ 1,111,193                | 23.08%                       |
| Sheriff-Criminal Investigation          | 41,250                     | 33,207                     | 8,043                       | 19.50%                       |
| Drug Task Force                         | 58,122                     | 36,322                     | 21,800                      | 37.51%                       |
| Sheriff-Uniform Patrol                  | 178,500                    | 166,080                    | 12,420                      | 6.96%                        |
| Detention Center                        | 604,813                    | 474,999                    | 129,814                     | 21.46%                       |
| Sheriff - CT Services - Warrant         | <u>24,875</u>              | <u>14,776</u>              | <u>10,099</u>               | 40.60%                       |
| Total Sheriff                           | <u>\$ 5,721,332</u>        | <u>\$ 4,427,963</u>        | <u>\$ 1,293,369</u>         | 22.61%                       |
| Emergency Services                      | \$ 3,767,875               | \$ 2,533,244               | \$ 1,234,631                | 32.77%                       |
| Emergency Management                    | 111,026                    | 85,014                     | 26,012                      | 23.43%                       |
| Coroner                                 | 39,074                     | 37,970                     | 1,104                       | 2.83%                        |
| Public Transportation                   | <u>169,887</u>             | <u>123,333</u>             | <u>46,554</u>               | 27.40%                       |
| <b>Total Public Safety Expenditures</b> | <u><u>\$ 9,809,194</u></u> | <u><u>\$ 7,207,524</u></u> | <u><u>\$ 2,601,670</u></u>  | 26.52%                       |

**LUMPKIN COUNTY**  
**FUND 100 GENERAL FUND SUMMARY EXPENDITURES**  
**For The Fiscal Year Starting 01/01/18**

**% OF YEAR REMAINING = 16.67%**

| <u>DESCRIPTION</u>                               | <u>2018 BUDGET</u>         | <u>EXPENDED<br/>YTD</u>    | <u>BUDGET<br/>REMAINING</u> | <u>PERCENT<br/>REMAINING</u> |
|--|----------------------------|----------------------------|-----------------------------|------------------------------|
| <b><i>Judicial System</i></b>                    |                            |                            |                             |                              |
| Enotah Judicial Circuit                          | \$ 223,230                 | \$ 221,577                 | \$ 1,653                    | 0.74%                        |
| Superior Court                                   | 256,820                    | 237,935                    | 18,885                      | 7.35%                        |
| Clerk Superior Court                             | 613,464                    | 479,721                    | 133,743                     | 21.80%                       |
| District Attorney                                | 5,000                      | 3,146                      | 1,854                       | 37.08%                       |
| Victims' Assistance                              | 24,000                     | 18,850                     | 5,150                       | 21.46%                       |
| Magistrate Court                                 | 237,106                    | 203,275                    | 33,831                      | 14.27%                       |
| Probate Court                                    | <u>319,244</u>             | <u>239,323</u>             | <u>79,921</u>               | 25.03%                       |
| <b><i>Total Judicial System Expenditures</i></b> | <b><u>\$ 1,678,864</u></b> | <b><u>\$ 1,403,827</u></b> | <b><u>\$ 275,037</u></b>    | <b>16.38%</b>                |

**LUMPKIN COUNTY**  
**FUND 100 GENERAL FUND SUMMARY EXPENDITURES**  
**For The Fiscal Year Starting 01/01/18**

**% OF YEAR REMAINING = 16.67%**

| <u>DESCRIPTION</u>                            | <u>2018 BUDGET</u>         | <u>EXPENDED<br/>YTD</u>    | <u>BUDGET<br/>REMAINING</u> | <u>PERCENT<br/>REMAINING</u> |
|---|----------------------------|----------------------------|-----------------------------|------------------------------|
| <b><i>Public Works</i></b>                    |                            |                            |                             |                              |
| Admin-Public Works                            | \$ 48,926                  | \$ 54,173                  | \$ (5,247)                  | -10.72%                      |
| Roads & Bridges                               | 1,181,379                  | 844,880                    | 336,499                     | 28.48%                       |
| Fleet Maintenance                             | 233,829                    | 190,568                    | 43,261                      | 18.50%                       |
| <b><i>Total Public Works Expenditures</i></b> | <b><u>\$ 1,464,134</u></b> | <b><u>\$ 1,089,621</u></b> | <b><u>\$ 374,513</u></b>    | <b>25.58%</b>                |

**LUMPKIN COUNTY**  
**FUND 100 GENERAL FUND SUMMARY EXPENDITURES**  
**For The Fiscal Year Ending 01/01/18**

**% OF YEAR REMAINING = 16.67%**

| <u>DESCRIPTION</u>                    | <u>2018 BUDGET</u>  | <u>EXPENDED<br/>YTD</u> | <u>BUDGET<br/>REMAINING</u> | <u>PERCENT<br/>REMAINING</u> |
|---------------------------------------|---------------------|-------------------------|-----------------------------|------------------------------|
| <b><i>Community Affairs</i></b>       |                     |                         |                             |                              |
| Animal Shelter                        | \$ 315,771          | \$ 237,965              | \$ 77,806                   | 24.64%                       |
| Health Department appropriation       | 209,199             | 174,333                 | 34,867                      | 16.67%                       |
| D.F.A.C.S.                            | 15,000              | 15,000                  | 0                           | 0.00%                        |
| Senior Center                         | 333,548             | 222,773                 | 110,775                     | 33.21%                       |
| Parks and Recreation                  | 995,201             | 721,807                 | 273,394                     | 27.47%                       |
| Library appropriation                 | 400,000             | 400,000                 | 0                           | 0.00%                        |
| County Ext. Service                   | <u>60,097</u>       | <u>46,553</u>           | <u>13,544</u>               | 22.54%                       |
| <b><i>Total Community Affairs</i></b> | <u>\$ 2,328,816</u> | <u>\$ 1,818,431</u>     | <u>\$ 510,385</u>           | 21.92%                       |



**LUMPKIN COUNTY**  
**FUND 100 GENERAL FUND SUMMARY EXPENDITURES**  
**For The Fiscal Year Starting 01/01/18**

**% OF YEAR REMAINING = 16.67%**

| <u>DESCRIPTION</u>                           | <u>2018 BUDGET</u>         | <u>EXPENDED<br/>YTD</u>    | <u>BUDGET<br/>REMAINING</u> | <u>PERCENT<br/>REMAINING</u> |
|--|----------------------------|----------------------------|-----------------------------|------------------------------|
| <b><i>Transfers to Other Funds</i></b>       |                            |                            |                             |                              |
| Net transfers to Capital Projects Funds      | \$ 378,086                 | \$ 1,400,926               | \$ (1,022,840)              | -270.53%                     |
| Net Transfers to Solid Waste                 | 125,159                    | 115,612                    | 9,547                       | 7.63%                        |
| Net Transfers to E911                        | 319,302                    | 192,346                    | 126,956                     | 39.76%                       |
| Net Transfers to Public Defender             | 124,482                    | 135,583                    | (11,101)                    | -8.92%                       |
| Net Transfers to Other Funds                 | 0                          | 57,174                     | (57,174)                    | #DIV/0!                      |
| Net Transfers to Grant Fund                  | <u>260,850</u>             | <u>11,179</u>              | <u>249,671</u>              | 95.71%                       |
| <b><i>Total Transfers to Other Funds</i></b> | <b><u>\$ 1,207,879</u></b> | <b><u>\$ 1,912,820</u></b> | <b><u>\$ (704,941)</u></b>  | <b>-58.36%</b>               |

**LUMPKIN COUNTY**  
**FUND 215 EMERGENCY 911 SUMMARY REVENUES**  
**For The Fiscal Year Starting 01/01/18**

**% OF YEAR REMAINING = 16.67%**

| <u>DESCRIPTION</u>                         | <u>2018 BUDGET</u>       | <u>RECOGNIZED<br/>YTD</u> | <u>BUDGET<br/>REMAINING</u> | <u>PERCENT<br/>REMAINING</u> |
|--|--------------------------|---------------------------|-----------------------------|------------------------------|
| <b><i>Emergency 911</i></b>                |                          |                           |                             |                              |
| Telephone Charges - Land Lines             | \$ 200,000               | \$ 91,896                 | \$ 108,104                  | 54.05%                       |
| Telephone Charges - Cell Phones            | 270,000                  | 212,227                   | 57,773                      | 21.40%                       |
| E911 Record Copies                         | 20                       | 78                        | (58)                        | -287.50%                     |
| Pre-paid Wireless Revenue                  | 60,000                   | 65,089                    | (5,089)                     | -8.48%                       |
| Miscellaneous                              | 0                        | 2,499                     |                             |                              |
| Net Transfers In from General Fund         | <u>319,302</u>           | <u>192,346</u>            | <u>126,956</u>              | 39.76%                       |
| <b><i>Total Emergency 911 Revenues</i></b> | <b><u>\$ 849,322</u></b> | <b><u>\$ 564,134</u></b>  | <b><u>\$ 287,687</u></b>    | <b>33.87%</b>                |

**LUMPKIN COUNTY**  
**FUND 215 EMERGENCY 911 SUMMARY EXPENDITURES**  
**For The Fiscal Year Starting 01/01/18**

**% OF YEAR REMAINING = 16.67%**

| <i>DESCRIPTION</i>                             | <i>2018 BUDGET</i>       | <i>EXPENDED<br/>YTD</i>  | <i>BUDGET<br/>REMAINING</i> | <i>PERCENT<br/>REMAINING</i> |
|--|--------------------------|--------------------------|-----------------------------|------------------------------|
| <b><i>Emergency 911</i></b>                    |                          |                          |                             |                              |
| Salaries and Benefits                          | \$ 667,630               | \$ 484,540               | \$ 183,090                  | 27.42%                       |
| Purchased and Contracted Services              | 131,342                  | 99,648                   | 31,694                      | 24.13%                       |
| Supplies and Other Costs                       | <u>50,350</u>            | <u>22,886</u>            | <u>27,464</u>               | 54.55%                       |
| <b><i>Total Emergency 911 Expenditures</i></b> | <b><u>\$ 849,322</u></b> | <b><u>\$ 607,074</u></b> | <b><u>\$ 242,248</u></b>    | 28.52%                       |

**LUMPKIN COUNTY**  
**FUND 540 TRANSFER STATION SUMMARY REVENUES**  
**For The Fiscal Year Starting 01/01/18**

**% OF YEAR REMAINING = 16.67%**

| <u>DESCRIPTION</u>                            | <u>2018 BUDGET</u>       | <u>RECOGNIZED<br/>YTD</u> | <u>BUDGET<br/>REMAINING</u> | <u>PERCENT<br/>REMAINING</u> |
|---|--------------------------|---------------------------|-----------------------------|------------------------------|
| <b><i>Transfer Station</i></b>                |                          |                           |                             |                              |
| Association Revenue - NGRM                    | \$ 18,000                | \$ 7,045                  | \$ 10,955                   | 60.86%                       |
| Rental  | 16,200                   | 12,150                    | 4,050                       | 25.00%                       |
| Net Transfers In from General Fund            | <u>125,159</u>           | <u>115,612</u>            | <u>9,547</u>                | 7.63%                        |
| <b><i>Total Transfer Station Revenues</i></b> | <b><u>\$ 159,359</u></b> | <b><u>\$ 134,807</u></b>  | <b><u>\$ 24,552</u></b>     | <b>15.41%</b>                |

**LUMPKIN COUNTY**  
**FUND 540 TRANSFER STATION SUMMARY EXPENSES**  
**For The Fiscal Year Starting 01/01/18**

**% OF YEAR REMAINING = 16.67%**

| <i>DESCRIPTION</i>                            | <i>2018 BUDGET</i>       | <i>EXPENDED<br/>YTD</i>  | <i>BUDGET<br/>REMAINING</i> | <i>PERCENT<br/>REMAINING</i> |
|---|--------------------------|--------------------------|-----------------------------|------------------------------|
| <b><i>Transfer Station</i></b>                |                          |                          |                             |                              |
| Purchased and Contracted Services             | \$ 3,250                 | \$ 49,400                | \$ (46,150)                 | -1420.00%                    |
| Salaries and Benefits - Recycling             | 52,696                   | 42,437                   | 10,259                      | 19.47%                       |
| Purchased/Contracted Services - Recycling     | 27,113                   | 19,573                   | 7,540                       | 27.81%                       |
| Supplies - Recycling                          | 18,700                   | 25,824                   | (7,124)                     | -38.10%                      |
| Other Costs                                   | <u>57,600</u>            | <u>0</u>                 | <u>57,600</u>               | 0.00%                        |
| <b><i>Total Transfer Station Expenses</i></b> | <b><u>\$ 159,359</u></b> | <b><u>\$ 137,234</u></b> | <b><u>\$ 22,125</u></b>     | <b>13.88%</b>                |