

The seal of Lumpkin County, Georgia, is a circular emblem. It features a central figure of a Native American man, likely a chief, holding a bow and arrow. The figure is set against a background of a rising sun and a landscape with mountains and a river. The words "LUMPKIN COUNTY" are arched across the top, and "GEORGIA" is arched across the bottom. Below the figure, the words "AURARIA" and "EST. 1832" are visible.

Lumpkin County, Georgia

General Fund

Report Of Revenues

And Expenditures

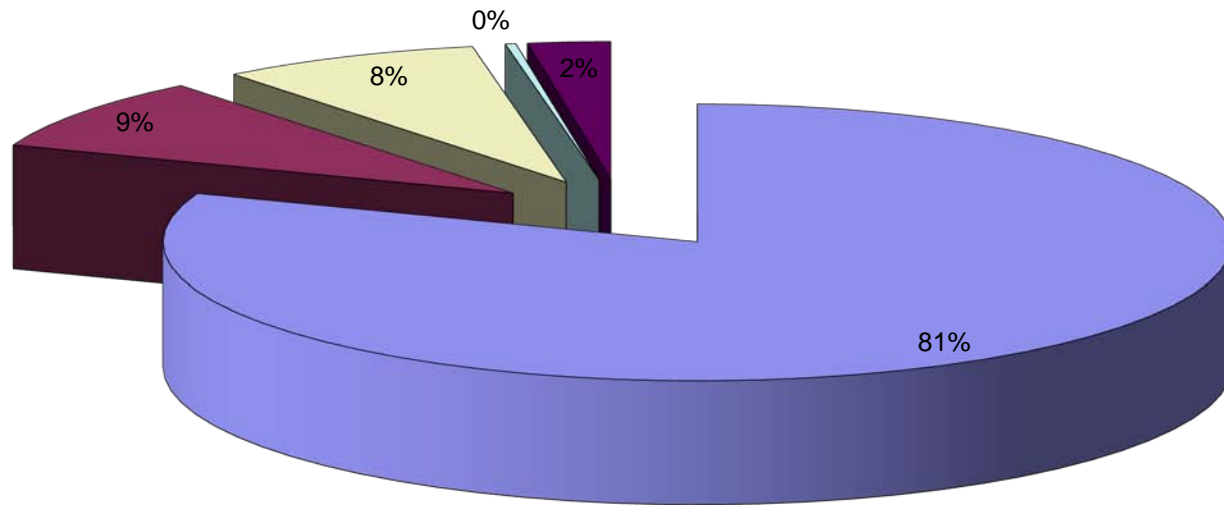
January 31, 2011

LUMPKIN COUNTY, GEORGIA

TABLE OF CONTENTS

	<u>PAGE</u>
Allocation of 2011 Revenue Budget – Graph	1
Summary of General Fund Revenues, Combined by Type	2
Summary of General Government Revenues, Combined by Department	3
Summary of Public Safety Revenues, Combined by Department	4
Summary of Judicial System Revenues, Combined by Department	5
Summary of Public Works Revenues, Combined by Department	6
Summary of Community Affairs Revenues, Combined by Department	7
Allocation of 2011 Expenditures Budget – Graph	8
Summary of General Fund Expenditures, Combined by Type	9
Summary of General Government Expenditures, Combined by Department	10
Summary of Public Safety Expenditures, Combined by Department	11
Summary of Judicial System Expenditures, Combined by Department	12
Summary of Public Works Expenditures, Combined by Department	13
Summary of Community Affairs Expenditures, Combined by Department	14
Summary of Transfers to Other Funds	15
Summary of Emergency 911 Revenues, Combined by Type	16
Summary of Emergency 911 Expenditures, Combined by Type	17
Summary of Transfer Station Revenues, Combined by Type	18
Summary of Transfer Station Expenses, Combined by Type	19

Allocation of 2011 Budget - Revenues



■ General Government	■ Public Safety	■ Judicial System
■ Public Works	■ Community Affairs	

LUMPKIN COUNTY
FUND 100 GENERAL FUND SUMMARY REVENUES
For The Fiscal Year Starting 01/01/11

% OF YEAR REMAINING =91.7%

<i>DESCRIPTION</i>	<i>2011 BUDGET</i>	<i>RECOGNIZED YTD</i>	<i>BUDGET REMAINING</i>	<i>PERCENT REMAINING</i>
General Government	\$ 12,594,537	\$ 554,135	\$ 12,040,402	95.60%
Public Safety	1,341,745	78,304	1,282,424	95.58%
Judicial System	1,231,967	66,841	1,165,126	94.57%
Public Works	49,200	2,040	47,160	95.85%
Community Affairs	390,395	26,095	364,300	93.32%
Total Revenues	<u>\$ 15,607,844</u>	<u>\$ 727,414</u>	<u>\$ 14,899,412</u>	95.46%

LUMPKIN COUNTY
FUND 100 GENERAL FUND SUMMARY REVENUES
For TheFiscal Year Starting 01/01/11

% OF YEAR REMAINING =91.7%

<u>DESCRIPTION</u>	<u>2011 BUDGET</u>	<u>RECOGNIZED YTD</u>	<u>BUDGET REMAINING</u>	<u>PERCENT REMAINING</u>
General Government				
Commissioner	3,569,710	279,333	3,290,377	92.17%
Tax Appraisers / Assessment	1,250	182	1,069	85.48%
Tax Commissioner	8,910,604	269,160	8,641,444	96.98%
Board of Elections	0	3,961	(3,961)	#DIV/0!
General Government	84,147	0	84,147	100.00%
Data Processing/G.I.S.	9,000	1,500	7,500	83.33%
RISK MANAGEMENT	0	0	0	N/A
County Surveyor	2,826	0	2,826	100.00%
Financial Administration	17,000	0	17,000	100.00%
Total General Government Revenues	<u>\$ 12,594,537</u>	<u>\$ 554,135</u>	<u>\$ 12,040,402</u>	95.60%

LUMPKIN COUNTY
FUND 100 GENERAL FUND SUMMARY REVENUES
For The Fiscal Year Starting 01/01/11

% OF YEAR REMAINING =91.7%

<u>DESCRIPTION</u>	<u>2011 BUDGET</u>	<u>RECOGNIZED YTD</u>	<u>BUDGET REMAINING</u>	<u>PERCENT REMAINING</u>
Public Safety				
Sheriff	\$ 258,552	\$ 2,825	\$ 274,710	106.25%
Animal Control	500	50	450	90.00%
Detention Center	304,350	74,078	230,272	75.66%
Court Services	0	0	0	#DIV/0!
Drug Task Force	<u>33,616</u>	<u>0</u>	<u>33,616</u>	100.00%
Total Sheriff	<u>597,018</u>	<u>76,953</u>	<u>539,048</u>	90.29%
EMS / Ambulance	620,000	0	620,000	100.00%
Emergency Management	10,603	0	10,603	100.00%
Fire Department	58,124	744	57,380	98.72%
Public Transportation	<u>56,000</u>	<u>607</u>	<u>55,393</u>	98.92%
Total Public Safety Revenues	<u>\$ 1,341,745</u>	<u>\$ 78,304</u>	<u>\$ 1,282,424</u>	95.58%

LUMPKIN COUNTY
FUND 100 GENERAL FUND SUMMARY REVENUES
For The Fiscal Year Starting 01/01/11

% OF YEAR REMAINING =91.7%

<u>DESCRIPTION</u>	<u>2011 BUDGET</u>	<u>RECOGNIZED YTD</u>	<u>BUDGET REMAINING</u>	<u>PERCENT REMAINING</u>
Judicial System				
Superior Court	\$ 0	\$ 0	\$ 0	#DIV/0!
Clerk Superior Court	747,130	42,563	704,567	94.30%
Magistrate Court	25,020	822	24,198	96.72%
Probate Court	223,000	20,150	202,850	90.96%
Enotah Judicial Circuit	189,817	0	189,817	100.00%
Enotah Circuit	26,000	0	26,000	100.00%
AOC Family Drug Court	0	0	0	#DIV/0!
Victims' Assistance	21,000	3,305	17,695	84.26%
Total Judicial System Revenues	\$ 1,231,967	\$ 66,841	\$ 1,165,126	94.57%

LUMPKIN COUNTY
FUND 100 GENERAL FUND SUMMARY REVENUES
For The Fiscal Year Starting 01/01/11

% OF YEAR REMAINING =91.7%

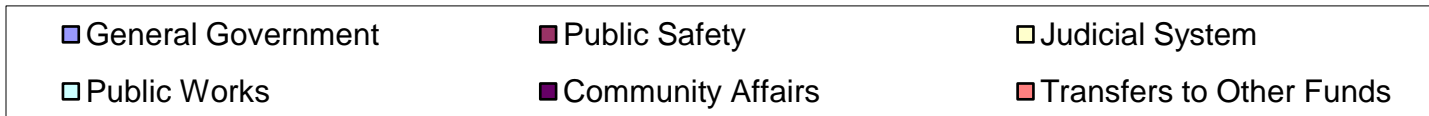
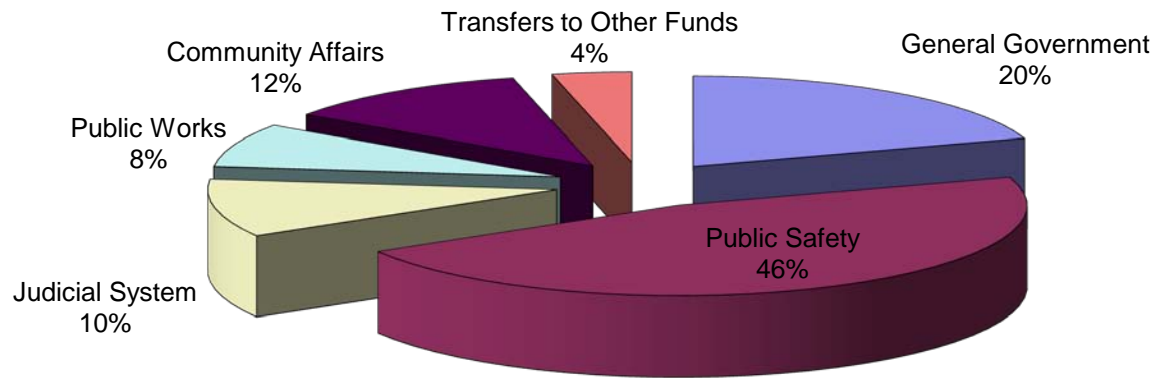
<u>DESCRIPTION</u>	<u>2011 BUDGET</u>	<u>RECOGNIZED YTD</u>	<u>BUDGET REMAINING</u>	<u>PERCENT REMAINING</u>
<i>Public Works</i>				
Admin-Public Works	\$ 0	\$ 0	\$ 0	N/A
Roads & Bridges	1,000	0	1,000	100.00%
Airport	<u>48,200</u>	<u>2,040</u>	<u>46,160</u>	95.77%
<i>Total Public Works Revenues</i>	<u>\$ 49,200</u>	<u>\$ 2,040</u>	<u>\$ 47,160</u>	95.85%

LUMPKIN COUNTY
FUND 100 GENERAL FUND SUMMARY REVENUES
For The Fiscal Year Starting 01/01/11

% OF YEAR REMAINING =91.7%

<u>DESCRIPTION</u>	<u>2011 BUDGET</u>	<u>RECOGNIZED YTD</u>	<u>BUDGET REMAINING</u>	<u>PERCENT REMAINING</u>
Community Affairs				
Parks and Recreation	\$ 110,200	\$ 14,321	\$ 95,879	87.00%
Community Center	66,500	3,986	62,514	94.01%
After School Program	91,500	3,575	87,925	96.09%
Senior Center	82,695	191	82,504	99.77%
Animal Shelter	<u>39,500</u>	<u>4,022</u>	<u>35,478</u>	89.82%
Total Community Affairs Revenues	\$ <u>390,395</u>	\$ <u>26,095</u>	\$ <u>364,300</u>	93.32%

Allocation of 2011 Budget - Expenditures



LUMPKIN COUNTY
FUND 100 GENERAL FUND SUMMARY EXPENDITURES
For The Fiscal Year Starting 01/01/11

% OF YEAR REMAINING =91.7%

<i>DESCRIPTION</i>	<i>2011 BUDGET</i>	<i>EXPENDED YTD</i>	<i>BUDGET REMAINING</i>	<i>PERCENT REMAINING</i>
General Government	\$ 3,116,144	\$ 148,418	\$ 2,967,726	95.24%
Public Safety	7,253,428	361,286	6,892,142	95.02%
Judicial System	1,622,325	148,235	1,474,090	90.86%
Public Works	1,218,663	59,098	1,159,565	95.15%
Community Affairs	1,821,839	93,255	1,728,584	94.88%
Transfers to Other Funds	<u>575,445</u>	<u>97,017</u>	<u>478,428</u>	83.14%
Total Expenditures	<u>\$ 15,607,844</u>	<u>\$ 907,310</u>	<u>\$ 14,700,534</u>	94.19%

LUMPKIN COUNTY
FUND 100 GENERAL FUND SUMMARY EXPENDITURES
For The Fiscal Year Starting 01/01/11

% OF YEAR REMAINING =91.7%

<u>DESCRIPTION</u>	<u>2011 BUDGET</u>	<u>EXPENDED YTD</u>	<u>BUDGET REMAINING</u>	<u>PERCENT REMAINING</u>
General Government				
Commissioner	116,666	7,954	108,712	93.18%
County Manager	237,054	11,580	225,474	95.12%
Board of Elections / Registrar	134,766	4,858	129,908	96.39%
Financial Administration	382,640	18,570	364,070	95.15%
Legal	121,500	0	121,500	100.00%
Data Processing / GIS	59,826	7,430	52,396	87.58%
Human Resources	175,447	11,587	163,860	93.40%
Tax Commissioner	312,215	20,127	292,088	93.55%
Tax Appraisers / Assessment	381,642	19,404	362,238	94.92%
Board of Equalization	2,300	135	2,165	94.13%
Risk Management	34,000	0	34,000	100.00%
Public Buildings	756,753	17,684	739,069	97.66%
County Surveyor	12,278	2,034	10,244	83.43%
Administrative Support	361,757	20,475	341,282	94.34%
General Administration Fees	27,300	6,580	20,720	75.90%
Total General Government Expenditures	<u>\$ 3,116,144</u>	<u>\$ 148,418</u>	<u>\$ 2,967,726</u>	95.24%

LUMPKIN COUNTY
FUND 100 GENERAL FUND SUMMARY EXPENDITURES
For The Fiscal Year Starting 01/01/11

% OF YEAR REMAINING =91.7%

<u>DESCRIPTION</u>	<u>2011 BUDGET</u>	<u>EXPENDED YTD</u>	<u>BUDGET REMAINING</u>	<u>PERCENT REMAINING</u>
Public Safety				
Sheriff - Administration	\$ 890,489	\$ 48,990	\$ 841,499	94.50%
Sheriff-Criminal Investigation	469,572	19,531	450,041	95.84%
Drug Task Force	50,580	3,552	47,028	92.98%
Sheriff-Uniform Patrol	1,386,717	65,508	1,321,209	95.28%
Detention Center	1,448,242	90,512	1,357,730	93.75%
Sheriff - CT Services - Warrant	774,383	36,007	738,376	95.35%
Sheriff-Animal Control	<u>78,327</u>	<u>3,861</u>	<u>74,466</u>	95.07%
Total Sheriff	<u>5,098,310</u>	<u>267,962</u>	<u>4,830,348</u>	94.74%
Fire Department	1,877,280	84,903	1,792,377	95.48%
Emergency Management	162,908	3,159	159,749	98.06%
Coroner	25,969	1,818	24,151	93.00%
Public Transportation	<u>88,961</u>	<u>3,443</u>	<u>85,518</u>	96.13%
Total Public Safety Expenditures	<u>\$ 7,253,428</u>	<u>\$ 361,286</u>	<u>\$ 6,892,142</u>	95.02%

LUMPKIN COUNTY
FUND 100 GENERAL FUND SUMMARY EXPENDITURES
For The Fiscal Year Starting 01/01/11

% OF YEAR REMAINING =91.7%

<u>DESCRIPTION</u>	<u>2011 BUDGET</u>	<u>EXPENDED YTD</u>	<u>BUDGET REMAINING</u>	<u>PERCENT REMAINING</u>
Judicial System				
Superior Court	\$ 210,161	\$ 35,000	\$ 175,161	83.35%
Enotah Judicial Circuit	359,749	52,502	307,247	85.41%
Capital Trial	43,000	0	43,000	100.00%
Clerk Superior Court	485,248	27,555	457,693	94.32%
District Attorney	13,490	41	13,449	99.69%
Victims' Assistance	21,000	0	21,000	100.00%
Magistrate Court	264,411	13,009	251,402	95.08%
Probate Court	225,266	20,128	205,138	91.06%
Total Judicial System Expenditures	\$ 1,622,325	\$ 148,235	\$ 1,474,090	90.86%

LUMPKIN COUNTY
FUND 100 GENERAL FUND SUMMARY EXPENDITURES
For The Fiscal Year Starting 01/01/11

% OF YEAR REMAINING =91.7%

<u>DESCRIPTION</u>	<u>2011 BUDGET</u>	<u>EXPENDED YTD</u>	<u>BUDGET REMAINING</u>	<u>PERCENT REMAINING</u>
Public Works				
Admin-Public Works	\$ 51,744	\$ 0	\$ 51,744	100.00%
Roads & Bridges	979,064	46,853	932,211	95.21%
Fleet Maintenance	153,550	12,198	141,352	92.06%
Airport	34,305	48	34,257	99.86%
Total Public Works Expenditures	\$ 1,218,663	\$ 59,098	\$ 1,159,565	95.15%

LUMPKIN COUNTY
FUND 100 GENERAL FUND SUMMARY EXPENDITURES
For The Fiscal Year Ending 01/01/11

% OF YEAR REMAINING =91.7%

<u>DESCRIPTION</u>	<u>2011 BUDGET</u>	<u>EXPENDED YTD</u>	<u>BUDGET REMAINING</u>	<u>PERCENT REMAINING</u>
Community Affairs				
Animal Shelter	\$ 207,436	\$ 9,599	\$ 197,837	95.37%
Rainbow House	0	0	0	#DIV/0!
Health Department appropriation	244,678	20,390	224,288	91.67%
D.F.A.C.S.	15,000	0	15,000	100.00%
Senior Center	250,330	5,942	244,388	97.63%
Parks and Recreation	392,864	48,901	343,963	87.55%
Community Center	209,943	2,439	207,504	98.84%
After School Program	103,038	3,310	99,728	96.79%
Library appropriation	346,570	0	346,570	100.00%
County Ext. Service	<u>51,980</u>	<u>2,674</u>	<u>49,306</u>	94.86%
Total Community Affairs	<u>\$ 1,821,839</u>	<u>\$ 93,255</u>	<u>\$ 1,728,584</u>	94.88%

LUMPKIN COUNTY
FUND 100 GENERAL FUND SUMMARY EXPENDITURES
For The Fiscal Year Starting 01/01/11

% OF YEAR REMAINING =91.7%

<u>DESCRIPTION</u>	<u>2011 BUDGET</u>	<u>EXPENDED YTD</u>	<u>BUDGET REMAINING</u>	<u>PERCENT REMAINING</u>
<i>Transfers to Other Funds</i>				
Net Transfers to Drug Court	\$ 12,000	0		
Net transfers to Capital Projects Funds	75,700	\$ 23,434	\$ 52,266	69.04%
Net Transfers to Solid Waste	74,693	3,506	71,187	95.31%
Net Transfers to E911	161,755	16,501	145,254	89.80%
Net Transfers to Public Defender	101,431	0	101,431	100.00%
Net Transfers to Special Programs	0	0	0	N/A
Net Transfers to Grant Fund	149,866	53,577	96,289	64.25%
Net Transfers to CDBG Fund	0	0	0	#DIV/0!
Net Transfer to Development Authority	0	0	0	#DIV/0!
<i>Total Transfers to Other Funds</i>	<u>\$ 575,445</u>	<u>\$ 97,017</u>	<u>\$ 466,428</u>	81.06%

LUMPKIN COUNTY
FUND 915 EMERGENCY 911 SUMMARY REVENUES
For The Fiscal Year Starting 01/01/11

% OF YEAR REMAINING =91.7%

<u>DESCRIPTION</u>	<u>2011 BUDGET</u>	<u>RECOGNIZED YTD</u>	<u>BUDGET REMAINING</u>	<u>PERCENT REMAINING</u>
<i>Emergency 911</i>				
Telephone Charges - Land Lines	\$ 156,000	\$ 441	\$ 155,559	99.72%
Telephone Charges - Cell Phones	270,000	34,619	235,381	87.18%
E911 Record Copies	400	0	400	100.00%
Net Transfers In from General Fund	<u>161,755</u>	<u>16,501</u>	<u>145,254</u>	89.80%
<i>Total Emergency 911 Revenues</i>	<u>\$ 588,155</u>	<u>\$ 51,560</u>	<u>\$ 536,595</u>	91.23%

LUMPKIN COUNTY
FUND 915 EMERGENCY 911 SUMMARY EXPENDITURES
For The Fiscal Year Starting 01/01/11

% OF YEAR REMAINING =91.7%

<u>DESCRIPTION</u>	<u>2011 BUDGET</u>	<u>EXPENDED YTD</u>	<u>BUDGET REMAINING</u>	<u>PERCENT REMAINING</u>
<i>Emergency 911</i>				
Salaries and Benefits	\$ 444,460	\$ 26,041	\$ 418,419	94.14%
Purchased and Contracted Services	99,295	7,421	91,874	92.53%
Supplies and Other Costs	<u>44,400</u>	<u>3,427</u>	<u>40,973</u>	92.28%
<i>Total Emergency 911 Expenditures</i>	<u>\$ 588,155</u>	<u>\$ 36,889</u>	<u>\$ 551,266</u>	93.73%

LUMPKIN COUNTY
FUND 540 TRANSFER STATION SUMMARY REVENUES
For The Fiscal Year Starting 01/01/11

% OF YEAR REMAINING =91.7%

<u>DESCRIPTION</u>	<u>2011 BUDGET</u>	<u>RECOGNIZED YTD</u>	<u>BUDGET REMAINING</u>	<u>PERCENT REMAINING</u>
<i>Transfer Station</i>				
Association Revenue - NGRM	\$ 0	\$ 0	\$ 0	#DIV/0!
Rental	15,000	0	15,000	100.00%
Insurance Claims	0		0	#DIV/0!
Dawson County Contributions	0	0	0	#DIV/0!
Passthrough Grants	0		0	#DIV/0!
Net Transfers In from General Fund	<u>74,693</u>	<u>3,506</u>	<u>71,187</u>	95.31%
<i>Total Transfer Station Revenues</i>	<u>\$ 89,693</u>	<u>\$ 3,506</u>	<u>\$ 86,187</u>	96.09%

LUMPKIN COUNTY
FUND 540 TRANSFER STATION SUMMARY EXPENSES
For The Fiscal Year Starting 01/01/11

% OF YEAR REMAINING =91.7%

<i>DESCRIPTION</i>	<i>2011 BUDGET</i>	<i>EXPENDED YTD</i>	<i>BUDGET REMAINING</i>	<i>PERCENT REMAINING</i>
<i>Transfer Station</i>				
Salaries and Benefits	\$ 0	\$ 0	\$ 0	N/A
Purchased and Contracted Services	15,100	0	15,100	100.00%
Supplies and Other Costs	0	0	0	#DIV/0!
Salaries and Benefits - Recycling	38,965	2,039	36,926	94.77%
Purchased/Contracted Services - Recycling	22,978	38	22,940	99.83%
Supplies	12,650	105	12,545	99.17%
Construction and Equipping of Recycling Center	0	0	0	#DIV/0!
Other Costs	0	0	0	#DIV/0!
Passthrough Grants	0	0	0	#DIV/0!
<i>Total Transfer Station Expenses</i>	<u>\$ 89,693</u>	<u>\$ 2,181</u>	<u>\$ 87,512</u>	97.57%