

The seal of Lumpkin County, Georgia, is a circular emblem. It features a central figure of a Native American man, likely a chief, holding a bow and arrow. The figure is set against a background of a rising sun and a landscape with mountains and a river. The text "LUMPKIN COUNTY" is arched across the top, and "GEORGIA" is arched across the bottom. Below the figure, the words "AURARIA" and "EST. 1832" are visible.

Lumpkin County, Georgia

General Fund

Report Of Revenues

And Expenditures

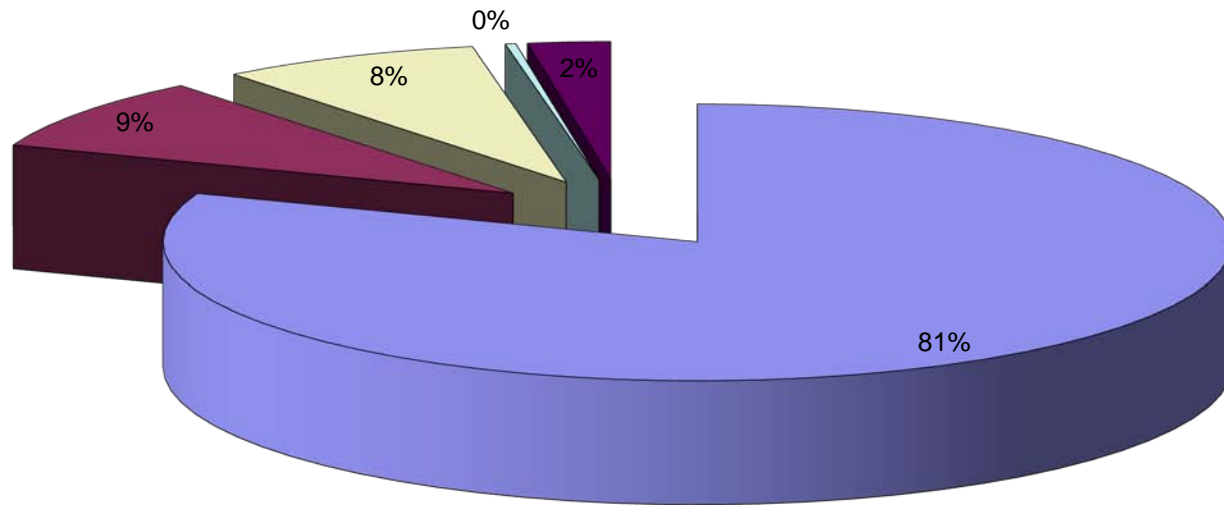
March 31, 2011

LUMPKIN COUNTY, GEORGIA

TABLE OF CONTENTS

	<u>PAGE</u>
Allocation of 2011 Revenue Budget – Graph	1
Summary of General Fund Revenues, Combined by Type	2
Summary of General Government Revenues, Combined by Department	3
Summary of Public Safety Revenues, Combined by Department	4
Summary of Judicial System Revenues, Combined by Department	5
Summary of Public Works Revenues, Combined by Department	6
Summary of Community Affairs Revenues, Combined by Department	7
Allocation of 2011 Expenditures Budget – Graph	8
Summary of General Fund Expenditures, Combined by Type	9
Summary of General Government Expenditures, Combined by Department	10
Summary of Public Safety Expenditures, Combined by Department	11
Summary of Judicial System Expenditures, Combined by Department	12
Summary of Public Works Expenditures, Combined by Department	13
Summary of Community Affairs Expenditures, Combined by Department	14
Summary of Transfers to Other Funds	15
Summary of Emergency 911 Revenues, Combined by Type	16
Summary of Emergency 911 Expenditures, Combined by Type	17
Summary of Transfer Station Revenues, Combined by Type	18
Summary of Transfer Station Expenses, Combined by Type	19

Allocation of 2011 Budget - Revenues



■ General Government ■ Public Safety ■ Judicial System ■ Public Works ■ Community Affairs

LUMPKIN COUNTY
FUND 100 GENERAL FUND SUMMARY REVENUES
For The Fiscal Year Starting 01/01/11

% OF YEAR REMAINING = 75%

<i>DESCRIPTION</i>	<i>2011 BUDGET</i>	<i>RECOGNIZED YTD</i>	<i>BUDGET REMAINING</i>	<i>PERCENT REMAINING</i>
General Government	\$ 12,594,537	\$ 1,303,175	\$ 11,291,362	89.65%
Public Safety	1,341,745	187,108	1,200,529	89.48%
Judicial System	1,231,967	168,524	1,063,443	86.32%
Public Works	49,200	17,602	31,598	64.22%
Community Affairs	390,395	29,539	360,856	92.43%
Total Revenues	<u>\$ 15,607,844</u>	<u>\$ 1,705,947</u>	<u>\$ 13,947,788</u>	89.36%

LUMPKIN COUNTY
FUND 100 GENERAL FUND SUMMARY REVENUES
For TheFiscal Year Starting 01/01/11

% OF YEAR REMAINING = 75%

<u>DESCRIPTION</u>	<u>2011 BUDGET</u>	<u>RECOGNIZED YTD</u>	<u>BUDGET REMAINING</u>	<u>PERCENT REMAINING</u>
General Government				
Commissioner	3,569,710	432,238	3,137,472	87.89%
Tax Appraisers / Assessment	1,250	212	1,038	83.04%
Tax Commissioner	8,910,604	860,339	8,050,265	90.34%
Board of Elections	0	62	(62)	#DIV/0!
General Government	84,147	0	84,147	100.00%
Data Processing/G.I.S.	9,000	1,742	7,258	80.64%
RISK MANAGEMENT	0	0	0	N/A
County Surveyor	2,826	0	2,826	100.00%
Financial Administration	17,000	8,582	8,418	49.52%
Total General Government Revenues	<u>\$ 12,594,537</u>	<u>\$ 1,303,175</u>	<u>\$ 11,291,362</u>	89.65%

LUMPKIN COUNTY
FUND 100 GENERAL FUND SUMMARY REVENUES
For The Fiscal Year Starting 01/01/11

% OF YEAR REMAINING = 75%

<u>DESCRIPTION</u>	<u>2011 BUDGET</u>	<u>RECOGNIZED YTD</u>	<u>BUDGET REMAINING</u>	<u>PERCENT REMAINING</u>
Public Safety				
Sheriff	\$ 258,552	\$ 29,733	\$ 274,710	106.25%
Animal Control	500	100	400	80.00%
Detention Center	304,350	79,595	224,755	73.85%
Uniform Patrol	0	2,129	(2,129)	#DIV/0!
Drug Task Force	<u>33,616</u>	<u>4,315</u>	<u>29,301</u>	87.16%
Total Sheriff	<u>597,018</u>	<u>115,873</u>	<u>527,037</u>	88.28%
EMS / Ambulance	620,000	58,755	561,245	90.52%
Emergency Management	10,603	0	10,603	100.00%
Fire Department	58,124	5,521	52,603	90.50%
Public Transportation	<u>56,000</u>	<u>6,959</u>	<u>49,041</u>	87.57%
Total Public Safety Revenues	<u>\$ 1,341,745</u>	<u>\$ 187,108</u>	<u>\$ 1,200,529</u>	89.48%

LUMPKIN COUNTY
FUND 100 GENERAL FUND SUMMARY REVENUES
For The Fiscal Year Starting 01/01/11

% OF YEAR REMAINING = 75%

<u>DESCRIPTION</u>	<u>2011 BUDGET</u>	<u>RECOGNIZED YTD</u>	<u>BUDGET REMAINING</u>	<u>PERCENT REMAINING</u>
Judicial System				
Superior Court	\$ 0	\$ 0	\$ 0	#DIV/0!
Clerk Superior Court	747,130	86,780	660,350	88.38%
Magistrate Court	25,020	1,563	23,457	93.75%
Probate Court	223,000	35,222	187,778	84.21%
Enotah Judicial Circuit	189,817	40,943	148,874	78.43%
Enotah Circuit	26,000	0	26,000	100.00%
AOC Family Drug Court	0	274	(274)	#DIV/0!
Victims' Assistance	21,000	3,742	17,258	82.18%
Total Judicial System Revenues	<u>\$ 1,231,967</u>	<u>\$ 168,524</u>	<u>\$ 1,063,443</u>	86.32%

LUMPKIN COUNTY
FUND 100 GENERAL FUND SUMMARY REVENUES
For The Fiscal Year Starting 01/01/11

% OF YEAR REMAINING = 75%

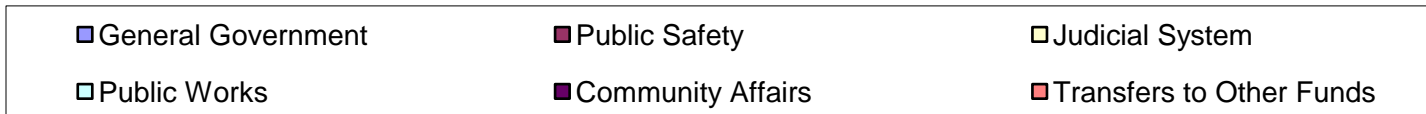
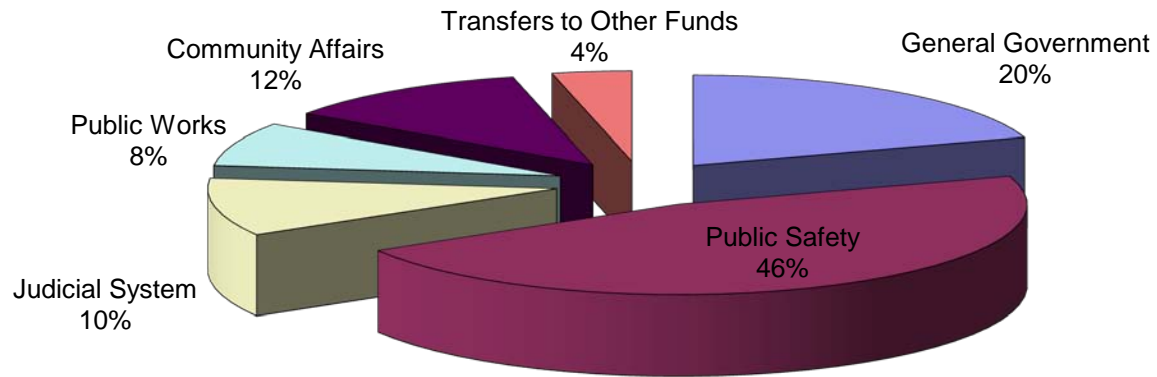
<u>DESCRIPTION</u>	<u>2011 BUDGET</u>	<u>RECOGNIZED YTD</u>	<u>BUDGET REMAINING</u>	<u>PERCENT REMAINING</u>
<i>Public Works</i>				
Admin-Public Works	\$ 0	\$ 0	\$ 0	N/A
Roads & Bridges	1,000	67	933	93.26%
Airport	<u>48,200</u>	<u>17,534</u>	<u>30,666</u>	63.62%
<i>Total Public Works Revenues</i>	<u>\$ 49,200</u>	<u>\$ 17,602</u>	<u>\$ 31,598</u>	64.22%

LUMPKIN COUNTY
FUND 100 GENERAL FUND SUMMARY REVENUES
For The Fiscal Year Starting 01/01/11

% OF YEAR REMAINING = 75%

<u>DESCRIPTION</u>	<u>2011 BUDGET</u>	<u>RECOGNIZED YTD</u>	<u>BUDGET REMAINING</u>	<u>PERCENT REMAINING</u>
Community Affairs				
Parks and Recreation	\$ 110,200	\$ 21	\$ 110,179	99.98%
Community Center	66,500	3,786	62,714	94.31%
After School Program	91,500	3,880	87,620	95.76%
Senior Center	82,695	13,342	69,353	83.87%
Animal Shelter	<u>39,500</u>	<u>8,510</u>	<u>30,990</u>	78.46%
Total Community Affairs Revenues	\$ <u>390,395</u>	\$ <u>29,539</u>	\$ <u>360,856</u>	92.43%

Allocation of 2011 Budget - Expenditures



LUMPKIN COUNTY
FUND 100 GENERAL FUND SUMMARY EXPENDITURES
For The Fiscal Year Starting 01/01/11

% OF YEAR REMAINING =75%

<u>DESCRIPTION</u>	<u>2011 BUDGET</u>	<u>EXPENDED YTD</u>	<u>BUDGET REMAINING</u>	<u>PERCENT REMAINING</u>
General Government	\$ 3,116,144	\$ 679,406	\$ 2,436,738	78.20%
Public Safety	7,253,428	1,579,032	5,674,396	78.23%
Judicial System	1,622,325	358,583	1,263,742	77.90%
Public Works	1,218,663	286,304	932,359	76.51%
Community Affairs	1,821,839	829,565	992,274	54.47%
Transfers to Other Funds	<u>575,445</u>	<u>198,021</u>	<u>377,424</u>	65.59%
Total Expenditures	<u>\$ 15,607,844</u>	<u>\$ 3,930,910</u>	<u>\$ 11,676,934</u>	74.81%

LUMPKIN COUNTY
FUND 100 GENERAL FUND SUMMARY EXPENDITURES
For The Fiscal Year Starting 01/01/11

% OF YEAR REMAINING =75%

<u>DESCRIPTION</u>	<u>2011 BUDGET</u>	<u>EXPENDED YTD</u>	<u>BUDGET REMAINING</u>	<u>PERCENT REMAINING</u>
General Government				
Commissioner	116,666	29,638	87,028	74.60%
County Manager	237,054	50,930	186,124	78.52%
Board of Elections / Registrar	134,766	22,413	112,353	83.37%
Financial Administration	382,640	73,898	308,742	80.69%
Legal	121,500	9,807	111,693	91.93%
Data Processing / GIS	59,826	16,036	43,790	73.20%
Human Resources	175,447	49,920	125,527	71.55%
Tax Commissioner	312,215	83,066	229,149	73.39%
Tax Appraisers / Assessment	381,642	82,877	298,765	78.28%
Board of Equalization	2,300	135	2,165	94.13%
Risk Management	34,000	8,878	25,122	73.89%
Public Buildings	756,753	179,290	577,463	76.31%
County Surveyor	12,278	4,092	8,186	66.67%
Administrative Support	361,757	58,462	303,295	83.84%
General Administration Fees	27,300	9,965	17,335	63.50%
Total General Government Expenditures	<u>\$ 3,116,144</u>	<u>\$ 679,406</u>	<u>\$ 2,436,738</u>	78.20%

LUMPKIN COUNTY
FUND 100 GENERAL FUND SUMMARY EXPENDITURES
For The Fiscal Year Starting 01/01/11

% OF YEAR REMAINING =75%

<u>DESCRIPTION</u>	<u>2011 BUDGET</u>	<u>EXPENDED YTD</u>	<u>BUDGET REMAINING</u>	<u>PERCENT REMAINING</u>
Public Safety				
Sheriff - Administration	\$ 890,489	\$ 666,005	\$ 224,484	25.21%
Sheriff-Criminal Investigation	469,572	36,887	432,685	92.14%
Drug Task Force	50,580	12,575	38,005	75.14%
Sheriff-Uniform Patrol	1,386,717	139,416	1,247,301	89.95%
Detention Center	1,448,242	204,235	1,244,007	85.90%
Sheriff - CT Services - Warrant	774,383	67,127	707,256	91.33%
Sheriff-Animal Control	<u>78,327</u>	<u>7,952</u>	<u>70,375</u>	89.85%
Total Sheriff	<u>5,098,310</u>	<u>1,134,198</u>	<u>3,964,113</u>	77.75%
Fire Department	1,877,280	403,219	1,474,061	78.52%
Emergency Management	162,908	15,336	147,572	90.59%
Coroner	25,969	8,207	17,762	68.40%
Public Transportation	<u>88,961</u>	<u>18,072</u>	<u>70,889</u>	79.69%
Total Public Safety Expenditures	<u>\$ 7,253,428</u>	<u>\$ 1,579,032</u>	<u>\$ 5,674,396</u>	78.23%

LUMPKIN COUNTY
FUND 100 GENERAL FUND SUMMARY EXPENDITURES
For The Fiscal Year Starting 01/01/11

% OF YEAR REMAINING =75%

<u>DESCRIPTION</u>	<u>2011 BUDGET</u>	<u>EXPENDED YTD</u>	<u>BUDGET REMAINING</u>	<u>PERCENT REMAINING</u>
Judicial System				
Superior Court	\$ 210,161	\$ 48,685	\$ 161,476	76.83%
Enotah Judicial Circuit	359,749	86,262	273,487	76.02%
Capital Trial	43,000	0	43,000	100.00%
Clerk Superior Court	485,248	109,694	375,554	77.39%
District Attorney	13,490	1,244	12,246	90.78%
Victims' Assistance	21,000	0	21,000	100.00%
Magistrate Court	264,411	53,717	210,694	79.68%
Probate Court	225,266	58,979	166,287	73.82%
Total Judicial System Expenditures	\$ 1,622,325	\$ 358,583	\$ 1,263,742	77.90%

LUMPKIN COUNTY
FUND 100 GENERAL FUND SUMMARY EXPENDITURES
For The Fiscal Year Starting 01/01/11

% OF YEAR REMAINING =75%

<u>DESCRIPTION</u>	<u>2011 BUDGET</u>	<u>EXPENDED YTD</u>	<u>BUDGET REMAINING</u>	<u>PERCENT REMAINING</u>
Public Works				
Admin-Public Works	\$ 51,744	\$ 2,067	\$ 49,677	96.01%
Roads & Bridges	979,064	220,589	758,475	77.47%
Fleet Maintenance	153,550	60,512	93,038	60.59%
Airport	34,305	3,137	31,168	90.86%
Total Public Works Expenditures	\$ 1,218,663	\$ 286,304	\$ 932,359	76.51%

LUMPKIN COUNTY
FUND 100 GENERAL FUND SUMMARY EXPENDITURES
For The Fiscal Year Ending 01/01/11

% OF YEAR REMAINING =75%

<u>DESCRIPTION</u>	<u>2011 BUDGET</u>	<u>EXPENDED YTD</u>	<u>BUDGET REMAINING</u>	<u>PERCENT REMAINING</u>
Community Affairs				
Animal Shelter	\$ 207,436	\$ 45,792	\$ 161,644	77.92%
Rainbow House	0	1,040	(1,040)	#DIV/0!
Health Department appropriation	244,678	61,812	182,866	74.74%
D.F.A.C.S.	15,000	15,000	0	0.00%
Senior Center	250,330	46,117	204,213	81.58%
Parks and Recreation	392,864	439,334	(46,470)	-11.83%
Community Center	209,943	26,067	183,876	87.58%
After School Program	103,038	10,124	92,915	90.17%
Library appropriation	346,570	173,285	173,285	50.00%
County Ext. Service	<u>51,980</u>	<u>10,994</u>	<u>40,986</u>	78.85%
Total Community Affairs	<u>\$ 1,821,839</u>	<u>\$ 829,565</u>	<u>\$ 992,274</u>	54.47%

LUMPKIN COUNTY
FUND 100 GENERAL FUND SUMMARY EXPENDITURES
For The Fiscal Year Starting 01/01/11

% OF YEAR REMAINING =75%

<u>DESCRIPTION</u>	<u>2011 BUDGET</u>	<u>EXPENDED YTD</u>	<u>BUDGET REMAINING</u>	<u>PERCENT REMAINING</u>
<i>Transfers to Other Funds</i>				
Net Transfers to Drug Court	\$ 12,000	0		
Net transfers to Capital Projects Funds	75,700	\$ 23,972	\$ 51,728	68.33%
Net Transfers to Solid Waste	74,693	13,252	61,441	82.26%
Net Transfers to E911	161,755	(15,755)	177,510	109.74%
Net Transfers to Public Defender	101,431	49,491	51,940	51.21%
Net Transfers to Special Programs	0	0	0	N/A
Net Transfers to Grant Fund	149,866	127,062	22,804	15.22%
Net Transfers to CDBG Fund	0	0	0	#DIV/0!
Net Transfer to Development Authority	0	0	0	#DIV/0!
<i>Total Transfers to Other Funds</i>	<u>\$ 575,445</u>	<u>\$ 198,021</u>	<u>\$ 365,424</u>	63.50%

LUMPKIN COUNTY
FUND 915 EMERGENCY 911 SUMMARY REVENUES
For The Fiscal Year Starting 01/01/11

% OF YEAR REMAINING =75%

<u>DESCRIPTION</u>	<u>2011 BUDGET</u>	<u>RECOGNIZED YTD</u>	<u>BUDGET REMAINING</u>	<u>PERCENT REMAINING</u>
<i>Emergency 911</i>				
Telephone Charges - Land Lines	\$ 156,000	\$ 50,909	\$ 105,091	67.37%
Telephone Charges - Cell Phones	270,000	69,856	200,144	74.13%
E911 Record Copies	400	206	194	48.56%
Net Transfers In from General Fund	<u>161,755</u>	<u>16,501</u>	<u>145,254</u>	89.80%
<i>Total Emergency 911 Revenues</i>	<u>\$ 588,155</u>	<u>\$ 137,472</u>	<u>\$ 450,683</u>	76.63%

LUMPKIN COUNTY
FUND 915 EMERGENCY 911 SUMMARY EXPENDITURES
For The Fiscal Year Starting 01/01/11

% OF YEAR REMAINING =75%

<u>DESCRIPTION</u>	<u>2011 BUDGET</u>	<u>EXPENDED YTD</u>	<u>BUDGET REMAINING</u>	<u>PERCENT REMAINING</u>
<i>Emergency 911</i>				
Salaries and Benefits	\$ 444,460	\$ 98,703	\$ 345,757	77.79%
Purchased and Contracted Services	99,295	28,994	70,301	70.80%
Supplies and Other Costs	<u>44,400</u>	<u>10,613</u>	<u>33,787</u>	76.10%
<i>Total Emergency 911 Expenditures</i>	<u>\$ 588,155</u>	<u>\$ 138,310</u>	<u>\$ 449,845</u>	76.48%

LUMPKIN COUNTY
FUND 540 TRANSFER STATION SUMMARY REVENUES
For The Fiscal Year Starting 01/01/11

% OF YEAR REMAINING =75%

<u>DESCRIPTION</u>	<u>2011 BUDGET</u>	<u>RECOGNIZED YTD</u>	<u>BUDGET REMAINING</u>	<u>PERCENT REMAINING</u>
<i>Transfer Station</i>				
Association Revenue - NGRM	\$ 0	\$ 0	\$ 0	#DIV/0!
Rental	15,000	5,000	10,000	66.67%
Insurance Claims	0		0	#DIV/0!
Dawson County Contributions	0	0	0	#DIV/0!
Passthrough Grants	0		0	#DIV/0!
Net Transfers In from General Fund	<u>74,693</u>	<u>13,252</u>	<u>61,441</u>	82.26%
<i>Total Transfer Station Revenues</i>	<u>\$ 89,693</u>	<u>\$ 18,252</u>	<u>\$ 71,441</u>	79.65%

LUMPKIN COUNTY
FUND 540 TRANSFER STATION SUMMARY EXPENSES
For The Fiscal Year Starting 01/01/11

% OF YEAR REMAINING =75%

<i>DESCRIPTION</i>	<i>2011 BUDGET</i>	<i>EXPENDED YTD</i>	<i>BUDGET REMAINING</i>	<i>PERCENT REMAINING</i>
<i>Transfer Station</i>				
Salaries and Benefits	\$ 0	\$ 0	\$ 0	N/A
Purchased and Contracted Services	15,100	0	15,100	100.00%
Supplies and Other Costs	0	0	0	#DIV/0!
Salaries and Benefits - Recycling	38,965	5,190	33,775	86.68%
Purchased/Contracted Services - Recycling	22,978	5,843	17,135	74.57%
Supplies	12,650	3,174	9,476	74.91%
Construction and Equipping of Recycling Center	0	0	0	#DIV/0!
Other Costs	0	0	0	#DIV/0!
Passthrough Grants	0	0	0	#DIV/0!
<i>Total Transfer Station Expenses</i>	<u>\$ 89,693</u>	<u>\$ 14,206</u>	<u>\$ 75,487</u>	84.16%