

The seal of Lumpkin County, Georgia, is a circular emblem. It features a central figure of a Native American man, likely a chief, holding a bow and arrow. The figure is set against a background of a landscape with a sun rising over mountains. The text "LUMPKIN COUNTY" is arched across the top, and "GEORGIA" is arched across the bottom. Below the figure, the words "AURARIA" and "EST. 1832" are visible.

Lumpkin County, Georgia

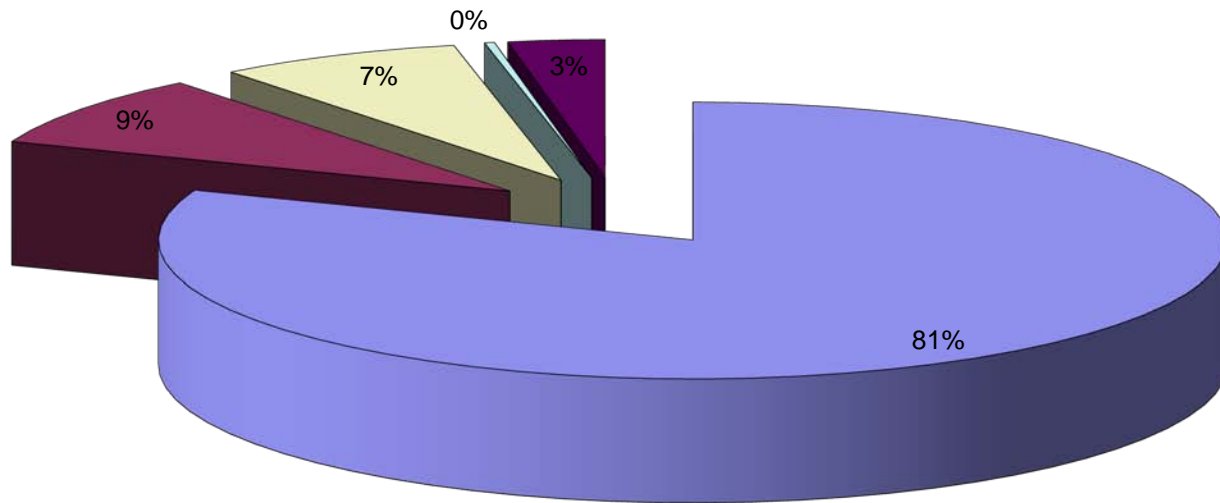
General Fund

Report Of Revenues

And Expenditures

June 30, 2010

Allocation of 2010 Budget - Revenues



■ General Government	■ Public Safety	■ Judicial System
■ Public Works	■ Community Affairs	

LUMPKIN COUNTY
FUND 100 GENERAL FUND SUMMARY REVENUES
For The Fiscal Year Starting 01/01/10

% OF YEAR REMAINING =50%

<i>DESCRIPTION</i>	<i>2010 BUDGET</i>	<i>RECOGNIZED YTD</i>	<i>BUDGET REMAINING</i>	<i>PERCENT REMAINING</i>
General Government	\$ 13,468,580	\$ 2,754,164	\$ 10,714,416	79.55%
Public Safety	1,419,979	635,746	831,134	58.53%
Judicial System	1,231,780	486,080	745,700	60.54%
Public Works	50,000	28,566	21,434	42.87%
Community Affairs	486,661	222,567	264,094	54.27%
Total Revenues	<u>\$ 16,657,000</u>	<u>\$ 4,127,123</u>	<u>\$ 12,576,778</u>	75.50%

LUMPKIN COUNTY
FUND 100 GENERAL FUND SUMMARY REVENUES
For TheFiscal Year Starting 01/01/10

% OF YEAR REMAINING =50%

<u>DESCRIPTION</u>	<u>2010 BUDGET</u>	<u>RECOGNIZED YTD</u>	<u>BUDGET REMAINING</u>	<u>PERCENT REMAINING</u>
General Government				
Planning Office (Moved to fund 271)	\$ 0	\$ 0	\$ 0	#DIV/0!
Environmental Enforcement	<u>0</u>	<u>0</u>	<u>0</u>	N/A
Total Planning	<u>0</u>	<u>0</u>	<u>0</u>	#DIV/0!
Commissioner	3,725,502	1,188,315	2,537,187	68.10%
Tax Appraisers / Assessment	2,500	762	1,739	69.54%
Tax Commissioner	9,285,750	1,548,066	7,737,684	83.33%
Board of Elections	1,093	726	367	33.58%
General Government	412,802	0	412,802	100.00%
Data Processing/G.I.S.	15,000	2,626	12,374	82.50%
RISK MANAGEMENT	0	0	0	N/A
County Surveyor	2,933	0	2,933	100.00%
Financial Administration	<u>23,000</u>	<u>13,670</u>	<u>9,330</u>	40.57%
Total General Government Revenues	<u>\$ 13,468,580</u>	<u>\$ 2,754,164</u>	<u>\$ 10,714,416</u>	79.55%

LUMPKIN COUNTY
FUND 100 GENERAL FUND SUMMARY REVENUES
For The Fiscal Year Starting 01/01/10

% OF YEAR REMAINING =50%

<u>DESCRIPTION</u>	<u>2010 BUDGET</u>	<u>RECOGNIZED YTD</u>	<u>BUDGET REMAINING</u>	<u>PERCENT REMAINING</u>
Public Safety				
Sheriff	\$ 274,710	\$ 46,901	\$ 274,710	100.00%
Animal Control	500	245	255	51.00%
Detention Center	364,350	225,892	138,458	38.00%
Court Services	0	0	0	#DIV/0!
Drug Task Force	<u>50,233</u>	<u>25,500</u>	<u>24,733</u>	49.24%
Total Sheriff	<u>689,793</u>	<u>298,538</u>	<u>438,156</u>	63.52%
EMS / Ambulance	620,000	262,452	357,548	57.67%
Emergency Management	10,603	11,703	(1,100)	-10.37%
Fire Department	43,583	39,848	3,735	8.57%
Public Transportation	<u>56,000</u>	<u>23,205</u>	<u>32,795</u>	58.56%
Total Public Safety Revenues	<u><u>\$ 1,419,979</u></u>	<u><u>\$ 635,746</u></u>	<u><u>\$ 831,134</u></u>	58.53%

LUMPKIN COUNTY
FUND 100 GENERAL FUND SUMMARY REVENUES
For The Fiscal Year Starting 01/01/10

% OF YEAR REMAINING =50%

<u>DESCRIPTION</u>	<u>2010 BUDGET</u>	<u>RECOGNIZED YTD</u>	<u>BUDGET REMAINING</u>	<u>PERCENT REMAINING</u>
Judicial System				
Superior Court	\$ 0	\$ 0	\$ 0	#DIV/0!
Clerk Superior Court	753,490	270,302	483,188	64.13%
Magistrate Court	15,020	16,861	(1,841)	-12.26%
Probate Court	208,500	104,447	104,053	49.91%
Enotah Judicial Circuit	207,770	82,154	125,616	60.46%
Enotah Circuit	26,000	0	26,000	100.00%
AOC Family Drug Court	0	0	0	#DIV/0!
Victims' Assistance	21,000	12,316	8,684	41.35%
Total Judicial System Revenues	\$ 1,231,780	\$ 486,080	\$ 745,700	60.54%

LUMPKIN COUNTY
FUND 100 GENERAL FUND SUMMARY REVENUES
For The Fiscal Year Starting 01/01/10

% OF YEAR REMAINING =50%

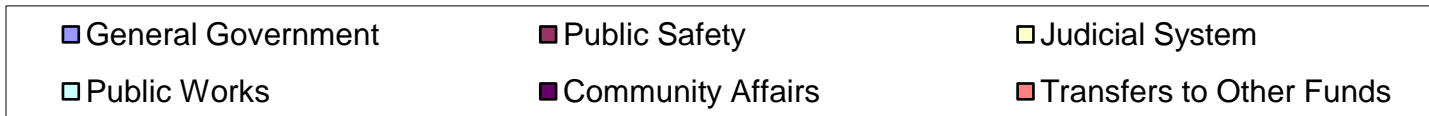
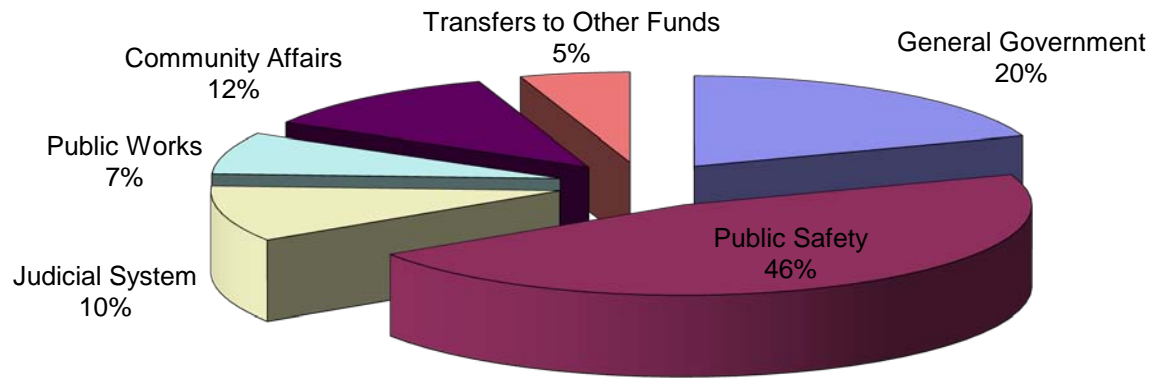
<u>DESCRIPTION</u>	<u>2010 BUDGET</u>	<u>RECOGNIZED YTD</u>	<u>BUDGET REMAINING</u>	<u>PERCENT REMAINING</u>
<i>Public Works</i>				
Admin-Public Works	\$ 0	\$ 0	\$ 0	N/A
Roads & Bridges	1,000	408	592	59.20%
Airport	<u>49,000</u>	<u>28,158</u>	<u>20,842</u>	42.53%
<i>Total Public Works Revenues</i>	<u>\$ 50,000</u>	<u>\$ 28,566</u>	<u>\$ 21,434</u>	42.87%

LUMPKIN COUNTY
FUND 100 GENERAL FUND SUMMARY REVENUES
For The Fiscal Year Starting 01/01/10

% OF YEAR REMAINING =50%

<u>DESCRIPTION</u>	<u>2010 BUDGET</u>	<u>RECOGNIZED YTD</u>	<u>BUDGET REMAINING</u>	<u>PERCENT REMAINING</u>
Community Affairs				
Parks and Recreation	\$ 152,317	\$ 68,729	\$ 83,588	54.88%
Community Center	66,000	47,648	18,352	27.81%
After School Program	122,000	42,158	79,842	65.44%
Senior Center	96,344	37,976	58,368	60.58%
Animal Shelter	<u>50,000</u>	<u>26,056</u>	<u>23,944</u>	47.89%
Total Community Affairs Revenues	\$ <u>486,661</u>	\$ <u>222,567</u>	\$ <u>264,094</u>	54.27%

Allocation of 2010 Budget - Expenditures



LUMPKIN COUNTY
FUND 100 GENERAL FUND SUMMARY EXPENDITURES
For The Fiscal Year Starting 01/01/10

% OF YEAR REMAINING =50%

<u>DESCRIPTION</u>	<u>2010 BUDGET</u>	<u>EXPENDED YTD</u>	<u>BUDGET REMAINING</u>	<u>PERCENT REMAINING</u>
General Government	\$ 3,253,767	\$ 1,348,622	\$ 1,905,145	58.55%
Public Safety	7,704,319	3,232,229	4,472,090	58.05%
Judicial System	1,671,195	803,014	868,181	51.95%
Public Works	1,236,454	556,819	679,635	54.97%
Community Affairs	1,941,775	1,013,234	928,541	47.82%
Transfers to Other Funds	<u>849,490</u>	<u>541,730</u>	<u>307,760</u>	36.23%
Total Expenditures	<u>\$ 16,657,000</u>	<u>\$ 7,495,648</u>	<u>\$ 9,161,352</u>	55.00%

LUMPKIN COUNTY
FUND 100 GENERAL FUND SUMMARY EXPENDITURES
For The Fiscal Year Starting 01/01/10

% OF YEAR REMAINING =50%

<u>DESCRIPTION</u>	<u>2010 BUDGET</u>	<u>EXPENDED YTD</u>	<u>BUDGET REMAINING</u>	<u>PERCENT REMAINING</u>
General Government				
Planning Office (Moved to fund 2710)	\$ 0	\$ 0	\$ 0	#DIV/0!
Commissioner	128,778	56,155	72,623	56.39%
County Manager	284,862	108,203	176,659	62.02%
Board of Elections / Registrar	205,698	73,820	131,878	64.11%
Financial Administration	380,323	203,128	177,195	46.59%
Legal	135,000	41,536	93,464	69.23%
Data Processing / GIS	73,186	28,674	44,512	60.82%
Human Resources	161,211	80,214	80,997	50.24%
Tax Commissioner	313,568	172,587	140,981	44.96%
Tax Appraisers / Assessment	389,189	184,349	204,840	52.63%
Board of Equalization	2,300	1,124	1,176	51.13%
Risk Management	34,000	11,974	22,026	64.78%
Public Buildings	708,714	249,295	459,419	64.82%
County Surveyor	12,817	5,929	6,888	53.74%
Administrative Support	395,121	115,916	279,205	70.66%
General Administration Fees	29,000	15,718	13,282	45.80%
Total General Government Expenditures	\$ 3,253,767	\$ 1,348,622	\$ 1,905,145	58.55%

LUMPKIN COUNTY
FUND 100 GENERAL FUND SUMMARY EXPENDITURES
For The Fiscal Year Starting 01/01/10

% OF YEAR REMAINING =50%

<u>DESCRIPTION</u>	<u>2010 BUDGET</u>	<u>EXPENDED YTD</u>	<u>BUDGET REMAINING</u>	<u>PERCENT REMAINING</u>
Public Safety				
Sheriff - Administration	\$ 867,969	\$ 419,607	\$ 448,362	51.66%
Sheriff-Criminal Investigation	592,912	195,577	397,335	67.01%
Drug Task Force	50,558	24,620	25,938	51.30%
Sheriff-Uniform Patrol	1,468,234	613,440	854,794	58.22%
Detention Center	1,579,983	713,686	866,297	54.83%
Sheriff - CT Services - Warrant	576,907	295,890	281,017	48.71%
Sheriff-Animal Control	<u>73,737</u>	<u>34,412</u>	<u>39,325</u>	53.33%
Total Sheriff	<u>5,210,300</u>	<u>2,297,232</u>	<u>2,913,068</u>	55.91%
Fire Department	2,199,455	811,100	1,388,355	63.12%
EMS / Ambulance	0	0	0	#DIV/0!
Emergency Management	169,508	70,319	99,189	58.52%
Coroner	28,483	14,305	14,178	49.78%
Public Transportation	<u>96,573</u>	<u>39,273</u>	<u>57,300</u>	59.33%
Total Public Safety Expenditures	<u>\$ 7,704,319</u>	<u>\$ 3,232,229</u>	<u>\$ 4,472,090</u>	58.05%

LUMPKIN COUNTY
FUND 100 GENERAL FUND SUMMARY EXPENDITURES
For The Fiscal Year Starting 01/01/10

% OF YEAR REMAINING =50%

<u>DESCRIPTION</u>	<u>2010 BUDGET</u>	<u>EXPENDED YTD</u>	<u>BUDGET REMAINING</u>	<u>PERCENT REMAINING</u>
Judicial System				
Superior Court	\$ 211,661	\$ 85,986	\$ 125,675	59.38%
Enotah Judicial Circuit	374,269	233,929	140,340	37.50%
Capital Trial	50,000	2,048	47,952	95.90%
Clerk Superior Court	501,839	229,628	272,211	54.24%
District Attorney	11,670	6,342	5,328	45.66%
Victims' Assistance	21,000	13,106	7,894	37.59%
Magistrate Court	268,819	122,325	146,494	54.50%
Probate Court	231,937	109,650	122,287	52.72%
Total Judicial System Expenditures	\$ 1,671,195	\$ 803,014	\$ 868,181	51.95%

LUMPKIN COUNTY
FUND 100 GENERAL FUND SUMMARY EXPENDITURES
For The Fiscal Year Starting 01/01/10

% OF YEAR REMAINING =50%

<u>DESCRIPTION</u>	<u>2010 BUDGET</u>	<u>EXPENDED YTD</u>	<u>BUDGET REMAINING</u>	<u>PERCENT REMAINING</u>
Public Works				
Admin-Public Works	\$ 50,076	\$ 1,813	\$ 48,263	96.38%
Roads & Bridges	983,301	427,743	555,558	56.50%
Fleet Maintenance	165,767	106,912	58,855	35.50%
Airport	<u>37,310</u>	<u>20,351</u>	<u>16,959</u>	45.45%
Total Public Works Expenditures	<u>\$ 1,236,454</u>	<u>\$ 556,819</u>	<u>\$ 679,635</u>	54.97%

LUMPKIN COUNTY
FUND 100 GENERAL FUND SUMMARY EXPENDITURES
For The Fiscal Year Ending 01/01/10

% OF YEAR REMAINING =50%

<u>DESCRIPTION</u>	<u>2010 BUDGET</u>	<u>EXPENDED YTD</u>	<u>BUDGET REMAINING</u>	<u>PERCENT REMAINING</u>
Community Affairs				
Animal Shelter	\$ 153,640	\$ 100,683	\$ 52,957	34.47%
Rainbow House	0	2,453	(2,453)	#DIV/0!
Community Helping Place	0	0	0	#DIV/0!
Health Department appropriation	271,865	136,735	135,130	49.70%
Meth Task Force	0	0	0	#DIV/0!
Family Connection	0	0	0	#DIV/0!
D.F.A.C.S.	20,000	20,000	0	0.00%
Literacty Coalition	0	0	0	#DIV/0!
Senior Center	254,085	95,704	158,381	62.33%
Parks and Recreation	454,297	203,521	250,776	55.20%
Community Center	223,115	93,125	129,990	58.26%
After School Program	121,843	48,723	73,120	60.01%
Library appropriation	385,078	288,808	96,270	25.00%
County Ext. Service	57,852	23,482	34,370	59.41%
Total Community Affairs	<u>\$ 1,941,775</u>	<u>\$ 1,013,234</u>	<u>\$ 928,541</u>	47.82%

LUMPKIN COUNTY
FUND 100 GENERAL FUND SUMMARY EXPENDITURES
For The Fiscal Year Starting 01/01/10

% OF YEAR REMAINING =50%

<u>DESCRIPTION</u>	<u>2010 BUDGET</u>	<u>EXPENDED YTD</u>	<u>BUDGET REMAINING</u>	<u>PERCENT REMAINING</u>
<i>Transfers to Other Funds</i>				
Net transfers to Capital Projects Funds	\$ 245,494	\$ 201,729	\$ 43,765	17.83%
Net Transfers to Solid Waste	80,598	39,112	41,486	51.47%
Net Transfers to E911	193,022	59,318	133,704	69.27%
Net Transfers to Public Defender	101,431	76,073	25,358	25.00%
Net Transfers to Special Programs	0	0	0	N/A
Net Transfers to Grant Fund	203,945	165,498	38,447	18.85%
Net Transfers to CDBG Fund	0	0	0	#DIV/0!
Net Transfer to Development Authority	25,000	0	25,000	100.00%
<i>Total Transfers to Other Funds</i>	<u>\$ 849,490</u>	<u>\$ 541,730</u>	<u>\$ 307,760</u>	36.23%

LUMPKIN COUNTY
FUND 915 EMERGENCY 911 SUMMARY REVENUES
For The Fiscal Year Starting 01/01/10

% OF YEAR REMAINING =50%

<u>DESCRIPTION</u>	<u>2010 BUDGET</u>	<u>RECOGNIZED YTD</u>	<u>BUDGET REMAINING</u>	<u>PERCENT REMAINING</u>
<i>Emergency 911</i>				
Telephone Charges - Land Lines	\$ 200,000	\$ 69,950	\$ 130,050	65.03%
Telephone Charges - Cell Phones	185,000	129,147	55,853	30.19%
E911 Record Copies	400	203	197	49.25%
Net Transfers In from General Fund	<u>193,022</u>	<u>59,318</u>	<u>133,704</u>	69.27%
<i>Total Emergency 911 Revenues</i>	<u>\$ 578,422</u>	<u>\$ 258,618</u>	<u>\$ 319,804</u>	55.29%

LUMPKIN COUNTY
FUND 915 EMERGENCY 911 SUMMARY EXPENDITURES
For The Fiscal Year Starting 01/01/10

% OF YEAR REMAINING =50%

<u>DESCRIPTION</u>	<u>2010 BUDGET</u>	<u>EXPENDED YTD</u>	<u>BUDGET REMAINING</u>	<u>PERCENT REMAINING</u>
<i>Emergency 911</i>				
Salaries and Benefits	\$ 446,472	\$ 195,500	\$ 250,972	56.21%
Purchased and Contracted Services	98,050	45,851	52,199	53.24%
Supplies and Other Costs	<u>33,900</u>	<u>24,177</u>	<u>9,723</u>	28.68%
<i>Total Emergency 911 Expenditures</i>	<u>\$ 578,422</u>	<u>\$ 265,528</u>	<u>\$ 312,894</u>	54.09%

LUMPKIN COUNTY
FUND 540 TRANSFER STATION SUMMARY REVENUES
For The Fiscal Year Starting 01/01/10

% OF YEAR REMAINING =50%

<u>DESCRIPTION</u>	<u>2010 BUDGET</u>	<u>RECOGNIZED YTD</u>	<u>BUDGET REMAINING</u>	<u>PERCENT REMAINING</u>
<i>Transfer Station</i>				
Association Revenue - NGRM	\$ 0	\$ 0	\$ 0	#DIV/0!
Rental	15,000	8,750	6,250	41.67%
Insurance Claims	0		0	#DIV/0!
Dawson County Contributions	0	0	0	#DIV/0!
Passthrough Grants	0		0	#DIV/0!
Net Transfers In from General Fund	<u>80,598</u>	<u>39,112</u>	<u>41,486</u>	51.47%
<i>Total Transfer Station Revenues</i>	<u>\$ 95,598</u>	<u>\$ 47,862</u>	<u>\$ 47,736</u>	49.93%

LUMPKIN COUNTY
FUND 540 TRANSFER STATION SUMMARY EXPENSES
For The Fiscal Year Starting 01/01/10

% OF YEAR REMAINING =50%

<i>DESCRIPTION</i>	<i>2010 BUDGET</i>	<i>EXPENDED YTD</i>	<i>BUDGET REMAINING</i>	<i>PERCENT REMAINING</i>
<i>Transfer Station</i>				
Salaries and Benefits	\$ 0	\$	\$ 0	N/A
Purchased and Contracted Services	15,850	7,787	8,063	50.87%
Supplies and Other Costs	0	0	0	#DIV/0!
Salaries and Benefits - Recycling	37,627	17,841	19,786	52.58%
Purchased/Contracted Services - Recycling	25,321	12,581	12,740	50.31%
Supplies	16,800	8,835	7,965	47.41%
Construction and Equipping of Recycling Center	0	0	0	#DIV/0!
Other Costs	0	0	0	#DIV/0!
Passthrough Grants	0	0	0	#DIV/0!
<i>Total Transfer Station Expenses</i>	<u>\$ 95,598</u>	<u>\$ 47,044</u>	<u>\$ 48,554</u>	50.79%