

The seal of Lumpkin County, Georgia, is a circular emblem. It features a central figure of a Native American man, likely a chief, holding a bow and arrow. The figure is set against a background of a landscape with a sun rising over mountains. The text "LUMPKIN COUNTY" is arched across the top, and "GEORGIA" is arched across the bottom. Below the figure, the words "AURARIA" and "EST. 1832" are visible.

Lumpkin County, Georgia

General Fund

Report Of Revenues

And Expenditures

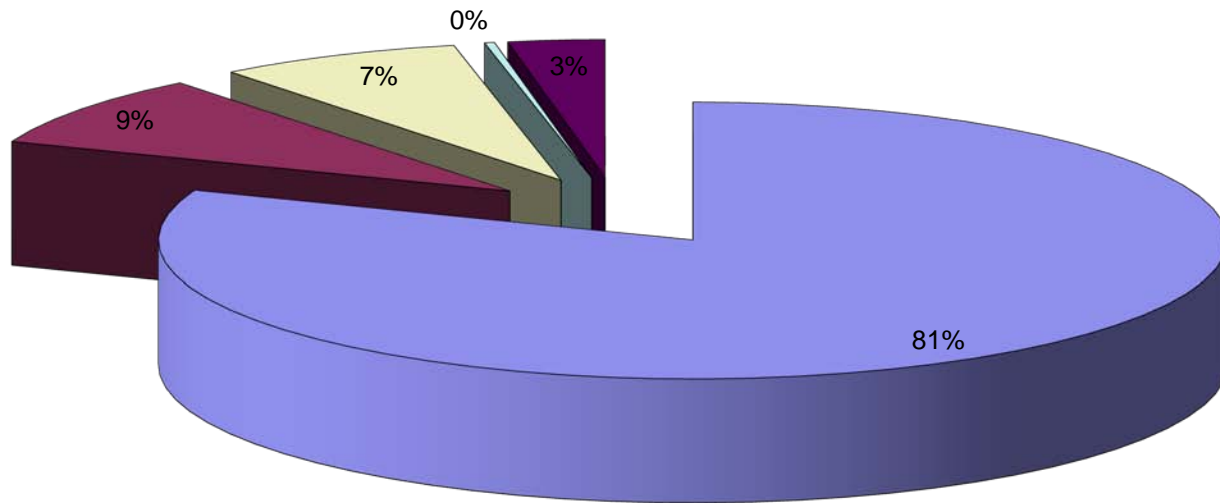
August 31, 2010

LUMPKIN COUNTY, GEORGIA

TABLE OF CONTENTS

	<u>PAGE</u>
Allocation of 2010 Revenue Budget – Graph	1
Summary of General Fund Revenues, Combined by Type	2
Summary of General Government Revenues, Combined by Department	3
Summary of Public Safety Revenues, Combined by Department	4
Summary of Judicial System Revenues, Combined by Department	5
Summary of Public Works Revenues, Combined by Department	6
Summary of Community Affairs Revenues, Combined by Department	7
Allocation of 2010 Expenditures Budget – Graph	8
Summary of General Fund Expenditures, Combined by Type	9
Summary of General Government Expenditures, Combined by Department	10
Summary of Public Safety Expenditures, Combined by Department	11
Summary of Judicial System Expenditures, Combined by Department	12
Summary of Public Works Expenditures, Combined by Department	13
Summary of Community Affairs Expenditures, Combined by Department	14
Summary of Transfers to Other Funds	15
Summary of Emergency 911 Revenues, Combined by Type	16
Summary of Emergency 911 Expenditures, Combined by Type	17
Summary of Transfer Station Revenues, Combined by Type	18
Summary of Transfer Station Expenses, Combined by Type	19

Allocation of 2010 Budget - Revenues



General Government	Public Safety	Judicial System
Public Works	Community Affairs	

LUMPKIN COUNTY
FUND 100 GENERAL FUND SUMMARY REVENUES
For The Fiscal Year Starting 01/01/10

% OF YEAR REMAINING =33.34%

<i>DESCRIPTION</i>	<i>2010 BUDGET</i>	<i>RECOGNIZED YTD</i>	<i>BUDGET REMAINING</i>	<i>PERCENT REMAINING</i>
General Government	\$ 13,468,580	\$ 3,488,106	\$ 9,980,474	74.10%
Public Safety	1,419,979	856,382	643,138	45.29%
Judicial System	1,231,780	728,439	503,341	40.86%
Public Works	50,000	37,094	12,906	25.81%
Community Affairs	486,661	291,461	195,200	40.11%
Total Revenues	<u>\$ 16,657,000</u>	<u>\$ 5,401,483</u>	<u>\$ 11,335,058</u>	68.05%

LUMPKIN COUNTY
FUND 100 GENERAL FUND SUMMARY REVENUES
For TheFiscal Year Starting 01/01/10

% OF YEAR REMAINING =33.34%

<u>DESCRIPTION</u>	<u>2010 BUDGET</u>	<u>RECOGNIZED YTD</u>	<u>BUDGET REMAINING</u>	<u>PERCENT REMAINING</u>
General Government				
Planning Office (Moved to fund 271)	\$ 0	\$ 0	\$ 0	#DIV/0!
Environmental Enforcement	<u>0</u>	<u>0</u>	<u>0</u>	N/A
Total Planning	<u>0</u>	<u>0</u>	<u>0</u>	#DIV/0!
Commissioner	3,725,502	1,623,859	2,101,643	56.41%
Tax Appraisers / Assessment	2,500	1,066	1,435	57.38%
Tax Commissioner	9,285,750	1,841,744	7,444,006	80.17%
Board of Elections	1,093	726	367	33.58%
General Government	412,802	778	412,024	99.81%
Data Processing/G.I.S.	15,000	6,260	8,740	58.27%
RISK MANAGEMENT	0	4	(4)	N/A
County Surveyor	2,933	0	2,933	100.00%
Financial Administration	<u>23,000</u>	<u>13,670</u>	<u>9,330</u>	40.57%
Total General Government Revenues	<u>\$ 13,468,580</u>	<u>\$ 3,488,106</u>	<u>\$ 9,980,474</u>	74.10%

LUMPKIN COUNTY
FUND 100 GENERAL FUND SUMMARY REVENUES
For The Fiscal Year Starting 01/01/10

% OF YEAR REMAINING =33.34%

<u>DESCRIPTION</u>	<u>2010 BUDGET</u>	<u>RECOGNIZED YTD</u>	<u>BUDGET REMAINING</u>	<u>PERCENT REMAINING</u>
Public Safety				
Sheriff	\$ 274,710	\$ 79,541	\$ 274,710	100.00%
Animal Control	500	275	225	45.00%
Detention Center	364,350	290,115	74,235	20.37%
Court Services	0	0	0	#DIV/0!
Drug Task Force	<u>50,233</u>	<u>33,999</u>	<u>16,234</u>	32.32%
Total Sheriff	<u>689,793</u>	<u>403,929</u>	<u>365,405</u>	52.97%
EMS / Ambulance	620,000	367,506	252,494	40.72%
Emergency Management	10,603	14,103	(3,500)	-33.01%
Fire Department	43,583	42,722	861	1.97%
Public Transportation	<u>56,000</u>	<u>28,122</u>	<u>27,878</u>	49.78%
Total Public Safety Revenues	<u><u>\$ 1,419,979</u></u>	<u><u>\$ 856,382</u></u>	<u><u>\$ 643,138</u></u>	45.29%

LUMPKIN COUNTY
FUND 100 GENERAL FUND SUMMARY REVENUES
For The Fiscal Year Starting 01/01/10

% OF YEAR REMAINING =33.34%

<u>DESCRIPTION</u>	<u>2010 BUDGET</u>	<u>RECOGNIZED YTD</u>	<u>BUDGET REMAINING</u>	<u>PERCENT REMAINING</u>
Judicial System				
Superior Court	\$ 0	\$ 0	\$ 0	#DIV/0!
Clerk Superior Court	753,490	372,382	381,108	50.58%
Magistrate Court	15,020	23,472	(8,452)	-56.27%
Probate Court	208,500	146,827	61,673	29.58%
Enotah Judicial Circuit	207,770	99,993	107,777	51.87%
Enotah Circuit	26,000	69,569	(43,569)	-167.57%
AOC Family Drug Court	0	0	0	#DIV/0!
Victims' Assistance	21,000	16,196	4,804	22.87%
Total Judicial System Revenues	\$ 1,231,780	\$ 728,439	\$ 503,341	40.86%

LUMPKIN COUNTY
FUND 100 GENERAL FUND SUMMARY REVENUES
For The Fiscal Year Starting 01/01/10

% OF YEAR REMAINING =33.34%

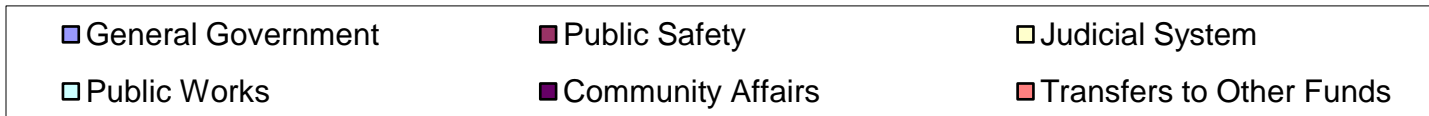
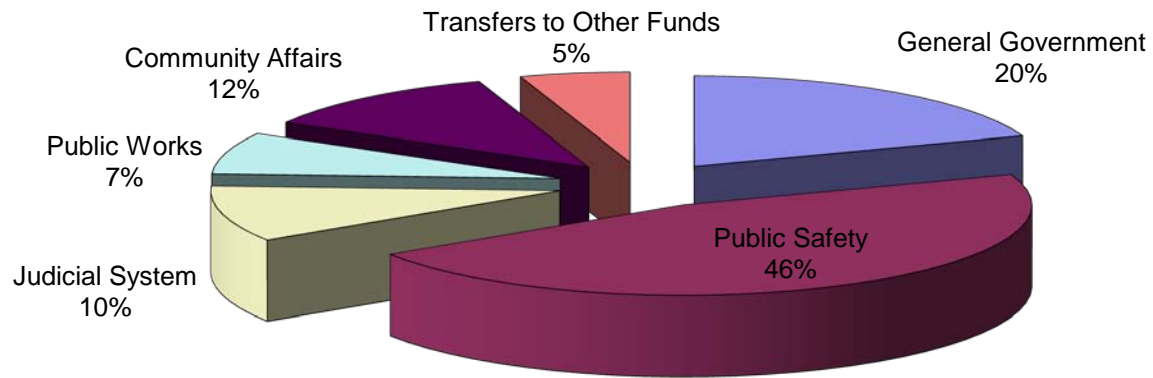
<u>DESCRIPTION</u>	<u>2010 BUDGET</u>	<u>RECOGNIZED YTD</u>	<u>BUDGET REMAINING</u>	<u>PERCENT REMAINING</u>
<i>Public Works</i>				
Admin-Public Works	\$ 0	\$ 0	\$ 0	N/A
Roads & Bridges	1,000	408	592	59.20%
Airport	<u>49,000</u>	<u>36,686</u>	<u>12,314</u>	25.13%
<i>Total Public Works Revenues</i>	<u>\$ 50,000</u>	<u>\$ 37,094</u>	<u>\$ 12,906</u>	25.81%

LUMPKIN COUNTY
FUND 100 GENERAL FUND SUMMARY REVENUES
For The Fiscal Year Starting 01/01/10

% OF YEAR REMAINING =33.34%

<u>DESCRIPTION</u>	<u>2010 BUDGET</u>	<u>RECOGNIZED YTD</u>	<u>BUDGET REMAINING</u>	<u>PERCENT REMAINING</u>
Community Affairs				
Parks and Recreation	\$ 152,317	\$ 93,695	\$ 58,622	38.49%
Community Center	66,000	61,511	4,489	6.80%
After School Program	122,000	59,082	62,918	51.57%
Senior Center	96,344	42,266	54,078	56.13%
Animal Shelter	<u>50,000</u>	<u>34,907</u>	<u>15,093</u>	30.19%
Total Community Affairs Revenues	\$ <u>486,661</u>	\$ <u>291,461</u>	\$ <u>195,200</u>	40.11%

Allocation of 2010 Budget - Expenditures



LUMPKIN COUNTY
FUND 100 GENERAL FUND SUMMARY EXPENDITURES
For The Fiscal Year Starting 01/01/10

% OF YEAR REMAINING =33.34%

<u>DESCRIPTION</u>	<u>2010 BUDGET</u>	<u>EXPENDED YTD</u>	<u>BUDGET REMAINING</u>	<u>PERCENT REMAINING</u>
General Government	\$ 3,253,767	\$ 1,809,622	\$ 1,444,145	44.38%
Public Safety	7,704,319	4,383,666	3,320,653	43.10%
Judicial System	1,671,195	1,004,684	666,511	39.88%
Public Works	1,236,454	723,624	512,830	41.48%
Community Affairs	1,941,775	1,269,088	672,687	34.64%
Transfers to Other Funds	<u>849,490</u>	<u>639,250</u>	<u>210,240</u>	24.75%
Total Expenditures	<u>\$ 16,657,000</u>	<u>\$ 9,829,934</u>	<u>\$ 6,827,066</u>	40.99%

LUMPKIN COUNTY
FUND 100 GENERAL FUND SUMMARY EXPENDITURES
For The Fiscal Year Starting 01/01/10

% OF YEAR REMAINING =33.34%

<u>DESCRIPTION</u>	<u>2010 BUDGET</u>	<u>EXPENDED YTD</u>	<u>BUDGET REMAINING</u>	<u>PERCENT REMAINING</u>
General Government				
Planning Office (Moved to fund 2710)	\$ 0	\$ 0	\$ 0	#DIV/0!
Commissioner	128,778	76,067	52,711	40.93%
County Manager	284,862	142,623	142,239	49.93%
Board of Elections / Registrar	205,698	110,538	95,160	46.26%
Financial Administration	380,323	248,309	132,014	34.71%
Legal	135,000	69,471	65,529	48.54%
Data Processing / GIS	73,186	37,342	35,844	48.98%
Human Resources	161,211	112,716	48,496	30.08%
Tax Commissioner	313,568	222,692	90,876	28.98%
Tax Appraisers / Assessment	389,189	236,786	152,403	39.16%
Board of Equalization	2,300	2,030	270	11.73%
Risk Management	34,000	17,518	16,483	48.48%
Public Buildings	708,714	359,117	349,597	49.33%
County Surveyor	12,817	7,975	4,842	37.78%
Administrative Support	395,121	150,520	244,601	61.91%
General Administration Fees	29,000	15,918	13,082	45.11%
Total General Government Expenditures	\$ 3,253,767	\$ 1,809,622	\$ 1,444,145	44.38%

LUMPKIN COUNTY
FUND 100 GENERAL FUND SUMMARY EXPENDITURES
For The Fiscal Year Starting 01/01/10

% OF YEAR REMAINING =33.34%

<u>DESCRIPTION</u>	<u>2010 BUDGET</u>	<u>EXPENDED YTD</u>	<u>BUDGET REMAINING</u>	<u>PERCENT REMAINING</u>
Public Safety				
Sheriff - Administration	\$ 867,969	\$ 574,936	\$ 293,033	33.76%
Sheriff-Criminal Investigation	592,912	292,124	300,788	50.73%
Drug Task Force	50,558	32,223	18,335	36.26%
Sheriff-Uniform Patrol	1,468,234	820,241	647,993	44.13%
Detention Center	1,579,983	983,594	596,389	37.75%
Sheriff - CT Services - Warrant	576,907	396,708	180,199	31.24%
Sheriff-Animal Control	<u>73,737</u>	<u>46,667</u>	<u>27,070</u>	36.71%
Total Sheriff	<u>5,210,300</u>	<u>3,146,492</u>	<u>2,063,808</u>	39.61%
Fire Department	2,199,455	1,072,503	1,126,952	51.24%
EMS / Ambulance	0	0	0	#DIV/0!
Emergency Management	169,508	92,278	77,230	45.56%
Coroner	28,483	20,692	7,791	27.35%
Public Transportation	<u>96,573</u>	<u>51,702</u>	<u>44,871</u>	46.46%
Total Public Safety Expenditures	<u><u>\$ 7,704,319</u></u>	<u><u>\$ 4,383,666</u></u>	<u><u>\$ 3,320,653</u></u>	43.10%

LUMPKIN COUNTY
FUND 100 GENERAL FUND SUMMARY EXPENDITURES
For The Fiscal Year Starting 01/01/10

% OF YEAR REMAINING =33.34%

<u>DESCRIPTION</u>	<u>2010 BUDGET</u>	<u>EXPENDED YTD</u>	<u>BUDGET REMAINING</u>	<u>PERCENT REMAINING</u>
Judicial System				
Superior Court	\$ 211,661	\$ 103,833	\$ 107,828	50.94%
Enotah Judicial Circuit	374,269	271,055	103,214	27.58%
Capital Trial	50,000	2,048	47,952	95.90%
Clerk Superior Court	501,839	301,219	200,620	39.98%
District Attorney	11,670	7,023	4,647	39.82%
Victims' Assistance	21,000	15,542	5,458	25.99%
Magistrate Court	268,819	161,448	107,371	39.94%
Probate Court	231,937	142,516	89,421	38.55%
Total Judicial System Expenditures	\$ 1,671,195	\$ 1,004,684	\$ 666,511	39.88%

LUMPKIN COUNTY
FUND 100 GENERAL FUND SUMMARY EXPENDITURES
For The Fiscal Year Starting 01/01/10

% OF YEAR REMAINING =33.34%

<u>DESCRIPTION</u>	<u>2010 BUDGET</u>	<u>EXPENDED YTD</u>	<u>BUDGET REMAINING</u>	<u>PERCENT REMAINING</u>
Public Works				
Admin-Public Works	\$ 50,076	\$ 2,242	\$ 47,834	95.52%
Roads & Bridges	983,301	557,058	426,243	43.35%
Fleet Maintenance	165,767	143,316	22,451	13.54%
Airport	<u>37,310</u>	<u>21,008</u>	<u>16,302</u>	43.69%
Total Public Works Expenditures	<u>\$ 1,236,454</u>	<u>\$ 723,624</u>	<u>\$ 512,830</u>	41.48%

LUMPKIN COUNTY
FUND 100 GENERAL FUND SUMMARY EXPENDITURES
For The Fiscal Year Ending 01/01/10

% OF YEAR REMAINING =33.34%

<u>DESCRIPTION</u>	<u>2010 BUDGET</u>	<u>EXPENDED YTD</u>	<u>BUDGET REMAINING</u>	<u>PERCENT REMAINING</u>
Community Affairs				
Animal Shelter	\$ 153,640	\$ 131,436	\$ 22,204	14.45%
Rainbow House	0	4,286	(4,286)	#DIV/0!
Community Helping Place	0	0	0	#DIV/0!
Health Department appropriation	271,865	182,631	89,234	32.82%
Meth Task Force	0	0	0	#DIV/0!
Family Connection	0	0	0	#DIV/0!
D.F.A.C.S.	20,000	20,000	0	0.00%
Literacty Coalition	0	0	0	#DIV/0!
Senior Center	254,085	132,597	121,488	47.81%
Parks and Recreation	454,297	259,123	195,174	42.96%
Community Center	223,115	145,458	77,657	34.81%
After School Program	121,843	73,244	48,599	39.89%
Library appropriation	385,078	288,808	96,270	25.00%
County Ext. Service	57,852	31,506	26,346	45.54%
Total Community Affairs	<u>\$ 1,941,775</u>	<u>\$ 1,269,088</u>	<u>\$ 672,687</u>	34.64%

LUMPKIN COUNTY
FUND 100 GENERAL FUND SUMMARY EXPENDITURES
For The Fiscal Year Starting 01/01/10

% OF YEAR REMAINING =33.34%

<u>DESCRIPTION</u>	<u>2010 BUDGET</u>	<u>EXPENDED YTD</u>	<u>BUDGET REMAINING</u>	<u>PERCENT REMAINING</u>
<i>Transfers to Other Funds</i>				
Net transfers to Capital Projects Funds	\$ 245,494	\$ 238,677	\$ 6,817	2.78%
Net Transfers to Solid Waste	80,598	44,396	36,202	44.92%
Net Transfers to E911	193,022	92,118	100,904	52.28%
Net Transfers to Public Defender	101,431	76,073	25,358	25.00%
Net Transfers to Special Programs	0	0	0	N/A
Net Transfers to Grant Fund	203,945	187,987	15,958	7.82%
Net Transfers to CDBG Fund	0	0	0	#DIV/0!
Net Transfer to Development Authority	25,000	0	25,000	100.00%
<i>Total Transfers to Other Funds</i>	<u>\$ 849,490</u>	<u>\$ 639,250</u>	<u>\$ 210,240</u>	24.75%

LUMPKIN COUNTY
FUND 915 EMERGENCY 911 SUMMARY REVENUES
For The Fiscal Year Starting 01/01/10

% OF YEAR REMAINING =33.34%

<u>DESCRIPTION</u>	<u>2010 BUDGET</u>	<u>RECOGNIZED YTD</u>	<u>BUDGET REMAINING</u>	<u>PERCENT REMAINING</u>
<i>Emergency 911</i>				
Telephone Charges - Land Lines	\$ 200,000	\$ 70,845	\$ 129,155	64.58%
Telephone Charges - Cell Phones	185,000	183,850	1,150	0.62%
E911 Record Copies	400	223	178	44.38%
Net Transfers In from General Fund	<u>193,022</u>	<u>92,118</u>	<u>100,904</u>	52.28%
<i>Total Emergency 911 Revenues</i>	<u>\$ 578,422</u>	<u>\$ 347,035</u>	<u>\$ 231,387</u>	40.00%

LUMPKIN COUNTY
FUND 915 EMERGENCY 911 SUMMARY EXPENDITURES
For The Fiscal Year Starting 01/01/10

% OF YEAR REMAINING =33.34%

<u>DESCRIPTION</u>	<u>2010 BUDGET</u>	<u>EXPENDED YTD</u>	<u>BUDGET REMAINING</u>	<u>PERCENT REMAINING</u>
<i>Emergency 911</i>				
Salaries and Benefits	\$ 446,472	\$ 257,721	\$ 188,751	42.28%
Purchased and Contracted Services	98,050	62,123	35,927	36.64%
Supplies and Other Costs	<u>33,900</u>	<u>34,102</u>	<u>(202)</u>	-0.60%
<i>Total Emergency 911 Expenditures</i>	<u>\$ 578,422</u>	<u>\$ 353,945</u>	<u>\$ 224,477</u>	38.81%

LUMPKIN COUNTY
FUND 540 TRANSFER STATION SUMMARY REVENUES
For The Fiscal Year Starting 01/01/10

% OF YEAR REMAINING =33.34%

<u>DESCRIPTION</u>	<u>2010 BUDGET</u>	<u>RECOGNIZED YTD</u>	<u>BUDGET REMAINING</u>	<u>PERCENT REMAINING</u>
<i>Transfer Station</i>				
Association Revenue - NGRM	\$ 0	\$ 0	\$ 0	#DIV/0!
Rental	15,000	11,250	3,750	25.00%
Insurance Claims	0		0	#DIV/0!
Dawson County Contributions	0	0	0	#DIV/0!
Passthrough Grants	0		0	#DIV/0!
Net Transfers In from General Fund	<u>80,598</u>	<u>44,396</u>	<u>36,202</u>	44.92%
<i>Total Transfer Station Revenues</i>	<u><u>\$ 95,598</u></u>	<u><u>\$ 55,646</u></u>	<u><u>\$ 39,952</u></u>	41.79%

LUMPKIN COUNTY
FUND 540 TRANSFER STATION SUMMARY EXPENSES
For The Fiscal Year Starting 01/01/10

% OF YEAR REMAINING =33.34%

<i>DESCRIPTION</i>	<i>2010 BUDGET</i>	<i>EXPENDED YTD</i>	<i>BUDGET REMAINING</i>	<i>PERCENT REMAINING</i>
<i>Transfer Station</i>				
Salaries and Benefits	\$ 0	\$	\$ 0	N/A
Purchased and Contracted Services	15,850	7,787	8,063	50.87%
Supplies and Other Costs	0	0	0	#DIV/0!
Salaries and Benefits - Recycling	37,627	23,516	14,111	37.50%
Purchased/Contracted Services - Recycling	25,321	12,065	13,256	52.35%
Supplies	16,800	11,461	5,339	31.78%
Construction and Equipping of Recycling Center	0	0	0	#DIV/0!
Other Costs	0	0	0	#DIV/0!
Passthrough Grants	0	0	0	#DIV/0!
<i>Total Transfer Station Expenses</i>	<u>\$ 95,598</u>	<u>\$ 54,829</u>	<u>\$ 40,769</u>	42.65%