

The seal of Lumpkin County, Georgia, is a circular emblem. It features a central figure of a Native American man, likely a chief, holding a bow and arrow. The figure is set against a background of a rising sun and a landscape with mountains and a river. The words "LUMPKIN COUNTY" are arched across the top, and "GEORGIA" is arched across the bottom. Below the figure, the words "AURARIA" and "EST. 1832" are visible.

Lumpkin County, Georgia

General Fund

Report Of Revenues

And Expenditures

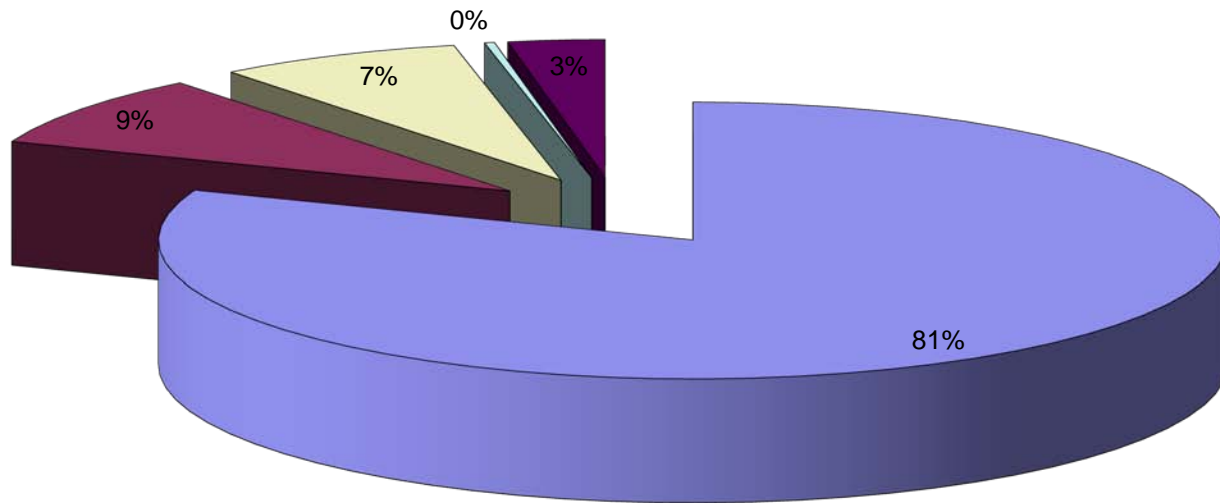
October 31, 2010

LUMPKIN COUNTY, GEORGIA

TABLE OF CONTENTS

|  | <u>PAGE</u> |
|--|-------------|
| Allocation of 2010 Revenue Budget – Graph                          | 1           |
| Summary of General Fund Revenues, Combined by Type                 | 2           |
| Summary of General Government Revenues, Combined by Department     | 3           |
| Summary of Public Safety Revenues, Combined by Department          | 4           |
| Summary of Judicial System Revenues, Combined by Department        | 5           |
| Summary of Public Works Revenues, Combined by Department           | 6           |
| Summary of Community Affairs Revenues, Combined by Department      | 7           |
| Allocation of 2010 Expenditures Budget – Graph                     | 8           |
| Summary of General Fund Expenditures, Combined by Type             | 9           |
| Summary of General Government Expenditures, Combined by Department | 10          |
| Summary of Public Safety Expenditures, Combined by Department      | 11          |
| Summary of Judicial System Expenditures, Combined by Department    | 12          |
| Summary of Public Works Expenditures, Combined by Department       | 13          |
| Summary of Community Affairs Expenditures, Combined by Department  | 14          |
| Summary of Transfers to Other Funds                                | 15          |
| Summary of Emergency 911 Revenues, Combined by Type                | 16          |
| Summary of Emergency 911 Expenditures, Combined by Type            | 17          |
| Summary of Transfer Station Revenues, Combined by Type             | 18          |
| Summary of Transfer Station Expenses, Combined by Type             | 19          |

### Allocation of 2010 Budget - Revenues



|                      |                     |                   |
|----------------------|---------------------|-------------------|
| ■ General Government | ■ Public Safety     | ■ Judicial System |
| ■ Public Works       | ■ Community Affairs |                   |

**LUMPKIN COUNTY**  
**FUND 100 GENERAL FUND SUMMARY REVENUES**  
**For The Fiscal Year Starting 01/01/10**

**% OF YEAR REMAINING =16.67%**

| <i>DESCRIPTION</i>        | <i>2010 BUDGET</i>   | <i>RECOGNIZED<br/>YTD</i> | <i>BUDGET<br/>REMAINING</i> | <i>PERCENT<br/>REMAINING</i> |
|---------------------------|----------------------|---------------------------|-----------------------------|------------------------------|
| <b>General Government</b> | \$ 13,468,580        | \$ 5,438,391              | \$ 8,030,189                | 59.62%                       |
| <b>Public Safety</b>      | 1,419,979            | 1,213,002                 | 389,365                     | 27.42%                       |
| <b>Judicial System</b>    | 1,231,780            | 934,570                   | 297,210                     | 24.13%                       |
| <b>Public Works</b>       | 50,000               | 47,897                    | 2,103                       | 4.21%                        |
| <b>Community Affairs</b>  | 486,661              | 355,789                   | 130,872                     | 26.89%                       |
| <b>Total Revenues</b>     | <u>\$ 16,657,000</u> | <u>\$ 7,989,649</u>       | <u>\$ 8,849,739</u>         | 53.13%                       |

**LUMPKIN COUNTY**  
**FUND 100 GENERAL FUND SUMMARY REVENUES**  
**For TheFiscal Year Starting 01/01/10**

**% OF YEAR REMAINING =16.67%**

| <u>DESCRIPTION</u>                           | <u>2010 BUDGET</u>   | <u>RECOGNIZED<br/>YTD</u> | <u>BUDGET<br/>REMAINING</u> | <u>PERCENT<br/>REMAINING</u> |
|--|----------------------|---------------------------|-----------------------------|------------------------------|
| <b>General Government</b>                    |                      |                           |                             |                              |
| Planning Office (Moved to fund 271)          | \$ 0                 | \$ 0                      | \$ 0                        | #DIV/0!                      |
| Environmental Enforcement                    | <u>0</u>             | <u>0</u>                  | <u>0</u>                    | N/A                          |
| Total Planning                               | <u>0</u>             | <u>0</u>                  | <u>0</u>                    | #DIV/0!                      |
| Commissioner                                 | 3,725,502            | 2,919,325                 | 806,177                     | 21.64%                       |
| Tax Appraisers / Assessment                  | 2,500                | 1,304                     | 1,197                       | 47.86%                       |
| Tax Commissioner                             | 9,285,750            | 2,489,934                 | 6,795,816                   | 73.19%                       |
| Board of Elections                           | 1,093                | 726                       | 367                         | 33.58%                       |
| General Government                           | 412,802              | 1,615                     | 411,187                     | 99.61%                       |
| Data Processing/G.I.S.                       | 15,000               | 7,125                     | 7,875                       | 52.50%                       |
| RISK MANAGEMENT                              | 0                    | 4                         | (4)                         | N/A                          |
| County Surveyor                              | 2,933                | 0                         | 2,933                       | 100.00%                      |
| Financial Administration                     | <u>23,000</u>        | <u>18,360</u>             | <u>4,640</u>                | 20.17%                       |
| <b>Total General Government<br/>Revenues</b> | <u>\$ 13,468,580</u> | <u>\$ 5,438,391</u>       | <u>\$ 8,030,189</u>         | 59.62%                       |

**LUMPKIN COUNTY**  
**FUND 100 GENERAL FUND SUMMARY REVENUES**  
**For The Fiscal Year Starting 01/01/10**

**% OF YEAR REMAINING =16.67%**

| <u>DESCRIPTION</u>                  | <u>2010 BUDGET</u>  | <u>RECOGNIZED<br/>YTD</u> | <u>BUDGET<br/>REMAINING</u> | <u>PERCENT<br/>REMAINING</u> |
|-------------------------------------|---------------------|---------------------------|-----------------------------|------------------------------|
| <b>Public Safety</b>                |                     |                           |                             |                              |
| Sheriff                             | \$ 274,710          | \$ 182,389                | \$ 274,710                  | 100.00%                      |
| Animal Control                      | 500                 | 385                       | 115                         | 23.00%                       |
| Detention Center                    | 364,350             | 439,664                   | (75,314)                    | -20.67%                      |
| Court Services                      | 0                   | 0                         | 0                           | #DIV/0!                      |
| Drug Task Force                     | <u>50,233</u>       | <u>50,019</u>             | <u>214</u>                  | 0.43%                        |
| Total Sheriff                       | <u>689,793</u>      | <u>672,456</u>            | <u>199,725</u>              | 28.95%                       |
| EMS / Ambulance                     | 620,000             | 472,168                   | 147,832                     | 23.84%                       |
| Emergency Management                | 10,603              | 24,706                    | (14,103)                    | -133.01%                     |
| Fire Department                     | 43,583              | 13,857                    | 29,726                      | 68.21%                       |
| Public Transportation               | <u>56,000</u>       | <u>29,816</u>             | <u>26,184</u>               | 46.76%                       |
| <b>Total Public Safety Revenues</b> | <u>\$ 1,419,979</u> | <u>\$ 1,213,002</u>       | <u>\$ 389,365</u>           | 27.42%                       |

**LUMPKIN COUNTY**  
**FUND 100 GENERAL FUND SUMMARY REVENUES**  
**For The Fiscal Year Starting 01/01/10**

**% OF YEAR REMAINING =16.67%**

| <u>DESCRIPTION</u>                    | <u>2010 BUDGET</u>  | <u>RECOGNIZED<br/>YTD</u> | <u>BUDGET<br/>REMAINING</u> | <u>PERCENT<br/>REMAINING</u> |
|---------------------------------------|---------------------|---------------------------|-----------------------------|------------------------------|
| <b>Judicial System</b>                |                     |                           |                             |                              |
| Superior Court                        | \$ 0                | \$ 0                      | \$ 0                        | #DIV/0!                      |
| Clerk Superior Court                  | 753,490             | 479,653                   | 273,837                     | 36.34%                       |
| Magistrate Court                      | 15,020              | 29,680                    | (14,660)                    | -97.60%                      |
| Probate Court                         | 208,500             | 192,136                   | 16,364                      | 7.85%                        |
| Enotah Judicial Circuit               | 207,770             | 128,712                   | 79,058                      | 38.05%                       |
| Enotah Circuit                        | 26,000              | 83,581                    | (57,581)                    | -221.47%                     |
| AOC Family Drug Court                 | 0                   | 0                         | 0                           | #DIV/0!                      |
| Victims' Assistance                   | 21,000              | 20,808                    | 192                         | 0.91%                        |
| <b>Total Judicial System Revenues</b> | <b>\$ 1,231,780</b> | <b>\$ 934,570</b>         | <b>\$ 297,210</b>           | <b>24.13%</b>                |

**LUMPKIN COUNTY**  
**FUND 100 GENERAL FUND SUMMARY REVENUES**  
**For The Fiscal Year Starting 01/01/10**

**% OF YEAR REMAINING =16.67%**

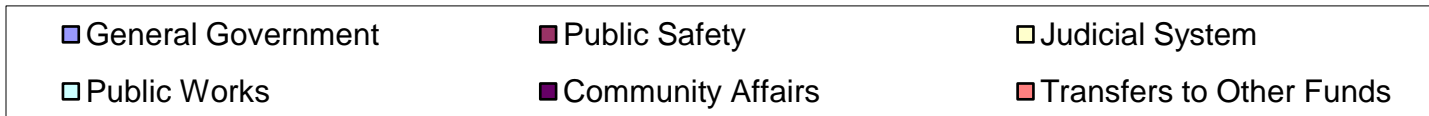
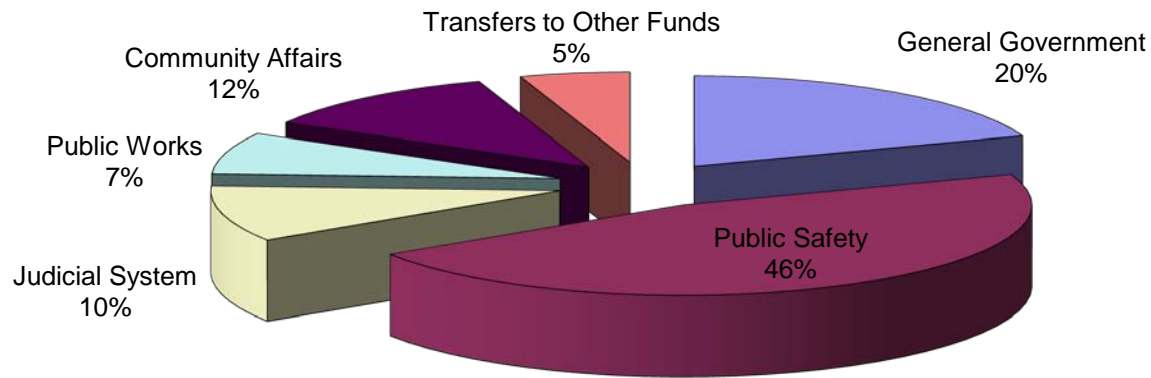
| <u>DESCRIPTION</u>                        | <u>2010 BUDGET</u> | <u>RECOGNIZED<br/>YTD</u> | <u>BUDGET<br/>REMAINING</u> | <u>PERCENT<br/>REMAINING</u> |
|---|--------------------|---------------------------|-----------------------------|------------------------------|
| <b><i>Public Works</i></b>                |                    |                           |                             |                              |
| Admin-Public Works                        | \$ 0               | \$ 0                      | \$ 0                        | N/A                          |
| Roads & Bridges                           | 1,000              | 4,586                     | (3,586)                     | -358.63%                     |
| Airport                                   | <u>49,000</u>      | <u>43,311</u>             | <u>5,689</u>                | 11.61%                       |
| <b><i>Total Public Works Revenues</i></b> | <u>\$ 50,000</u>   | <u>\$ 47,897</u>          | <u>\$ 2,103</u>             | 4.21%                        |

**LUMPKIN COUNTY**  
**FUND 100 GENERAL FUND SUMMARY REVENUES**  
**For The Fiscal Year Starting 01/01/10**

**% OF YEAR REMAINING =16.67%**

| <u>DESCRIPTION</u>                      | <u>2010 BUDGET</u>       | <u>RECOGNIZED<br/>YTD</u> | <u>BUDGET<br/>REMAINING</u> | <u>PERCENT<br/>REMAINING</u> |
|---|--------------------------|---------------------------|-----------------------------|------------------------------|
| <b>Community Affairs</b>                |                          |                           |                             |                              |
| Parks and Recreation                    | \$ 152,317               | \$ 112,459                | \$ 39,858                   | 26.17%                       |
| Community Center                        | 66,000                   | 68,779                    | (2,779)                     | -4.21%                       |
| After School Program                    | 122,000                  | 69,163                    | 52,837                      | 43.31%                       |
| Senior Center                           | 96,344                   | 62,881                    | 33,463                      | 34.73%                       |
| Animal Shelter                          | <u>50,000</u>            | <u>42,507</u>             | <u>7,493</u>                | 14.99%                       |
| <b>Total Community Affairs Revenues</b> | <b>\$ <u>486,661</u></b> | <b>\$ <u>355,789</u></b>  | <b>\$ <u>130,872</u></b>    | <b>26.89%</b>                |

## Allocation of 2010 Budget - Expenditures



**LUMPKIN COUNTY**  
**FUND 100 GENERAL FUND SUMMARY EXPENDITURES**  
**For The Fiscal Year Starting 01/01/10**

**% OF YEAR REMAINING =16.67%**

| <u>DESCRIPTION</u>              | <u>2010 BUDGET</u>   | <u>EXPENDED<br/>YTD</u> | <u>BUDGET<br/>REMAINING</u> | <u>PERCENT<br/>REMAINING</u> |
|---------------------------------|----------------------|-------------------------|-----------------------------|------------------------------|
| <b>General Government</b>       | \$ 3,253,767         | \$ 2,349,626            | \$ 904,141                  | 27.79%                       |
| <b>Public Safety</b>            | 7,704,319            | 5,613,167               | 2,091,152                   | 27.14%                       |
| <b>Judicial System</b>          | 1,671,195            | 1,224,106               | 447,089                     | 26.75%                       |
| <b>Public Works</b>             | 1,236,454            | 908,611                 | 327,843                     | 26.51%                       |
| <b>Community Affairs</b>        | 1,941,775            | 1,619,990               | 321,785                     | 16.57%                       |
| <b>Transfers to Other Funds</b> | <u>849,490</u>       | <u>663,653</u>          | <u>185,837</u>              | 21.88%                       |
| <b>Total Expenditures</b>       | <u>\$ 16,657,000</u> | <u>\$ 12,379,154</u>    | <u>\$ 4,277,846</u>         | 25.68%                       |

**LUMPKIN COUNTY**  
**FUND 100 GENERAL FUND SUMMARY EXPENDITURES**  
**For The Fiscal Year Starting 01/01/10**

**% OF YEAR REMAINING =16.67%**

| <u>DESCRIPTION</u>                               | <u>2010 BUDGET</u>  | <u>EXPENDED<br/>YTD</u> | <u>BUDGET<br/>REMAINING</u> | <u>PERCENT<br/>REMAINING</u> |
|--|---------------------|-------------------------|-----------------------------|------------------------------|
| <b>General Government</b>                        |                     |                         |                             |                              |
| Planning Office (Moved to fund 2710)             | \$ 0                | \$ 0                    | \$ 0                        | #DIV/0!                      |
| Commissioner                                     | 128,778             | 97,083                  | 31,695                      | 24.61%                       |
| County Manager                                   | 284,862             | 183,132                 | 101,730                     | 35.71%                       |
| Board of Elections / Registrar                   | 205,698             | 137,760                 | 67,938                      | 33.03%                       |
| Financial Administration                         | 380,323             | 319,690                 | 60,633                      | 15.94%                       |
| Legal  | 135,000             | 91,655                  | 43,345                      | 32.11%                       |
| Data Processing / GIS                            | 73,186              | 50,607                  | 22,579                      | 30.85%                       |
| Human Resources                                  | 161,211             | 148,247                 | 12,964                      | 8.04%                        |
| Tax Commissioner                                 | 313,568             | 286,783                 | 26,785                      | 8.54%                        |
| Tax Appraisers / Assessment                      | 389,189             | 296,483                 | 92,706                      | 23.82%                       |
| Board of Equalization                            | 2,300               | 5,319                   | (3,019)                     | -131.25%                     |
| Risk Management                                  | 34,000              | 20,254                  | 13,746                      | 40.43%                       |
| Public Buildings                                 | 708,714             | 490,582                 | 218,132                     | 30.78%                       |
| County Surveyor                                  | 12,817              | 10,009                  | 2,808                       | 21.91%                       |
| Administrative Support                           | 395,121             | 183,944                 | 211,177                     | 53.45%                       |
| General Administration Fees                      | 29,000              | 28,078                  | 922                         | 3.18%                        |
| <b>Total General Government<br/>Expenditures</b> | <b>\$ 3,253,767</b> | <b>\$ 2,349,626</b>     | <b>\$ 904,141</b>           | <b>27.79%</b>                |

**LUMPKIN COUNTY**  
**FUND 100 GENERAL FUND SUMMARY EXPENDITURES**  
**For The Fiscal Year Starting 01/01/10**

**% OF YEAR REMAINING =16.67%**

| <u>DESCRIPTION</u>                      | <u>2010 BUDGET</u>  | <u>EXPENDED<br/>YTD</u> | <u>BUDGET<br/>REMAINING</u> | <u>PERCENT<br/>REMAINING</u> |
|---|---------------------|-------------------------|-----------------------------|------------------------------|
| <b>Public Safety</b>                    |                     |                         |                             |                              |
| Sheriff - Administration                | \$ 867,969          | \$ 722,325              | \$ 145,644                  | 16.78%                       |
| Sheriff-Criminal Investigation          | 592,912             | 371,881                 | 221,031                     | 37.28%                       |
| Drug Task Force                         | 50,558              | 41,343                  | 9,215                       | 18.23%                       |
| Sheriff-Uniform Patrol                  | 1,468,234           | 1,075,500               | 392,734                     | 26.75%                       |
| Detention Center                        | 1,579,983           | 1,242,666               | 337,317                     | 21.35%                       |
| Sheriff - CT Services - Warrant         | 576,907             | 520,548                 | 56,359                      | 9.77%                        |
| Sheriff-Animal Control                  | <u>73,737</u>       | <u>60,578</u>           | <u>13,159</u>               | 17.85%                       |
| Total Sheriff                           | <u>5,210,300</u>    | <u>4,034,841</u>        | <u>1,175,459</u>            | 22.56%                       |
| Fire Department                         | 2,199,455           | 1,370,191               | 829,264                     | 37.70%                       |
| EMS / Ambulance                         | 0                   | 0                       | 0                           | #DIV/0!                      |
| Emergency Management                    | 169,508             | 118,901                 | 50,607                      | 29.86%                       |
| Coroner                                 | 28,483              | 24,066                  | 4,417                       | 15.51%                       |
| Public Transportation                   | <u>96,573</u>       | <u>65,168</u>           | <u>31,405</u>               | 32.52%                       |
| <b>Total Public Safety Expenditures</b> | <u>\$ 7,704,319</u> | <u>\$ 5,613,167</u>     | <u>\$ 2,091,152</u>         | 27.14%                       |

**LUMPKIN COUNTY**  
**FUND 100 GENERAL FUND SUMMARY EXPENDITURES**  
**For The Fiscal Year Starting 01/01/10**

**% OF YEAR REMAINING =16.67%**

| <u>DESCRIPTION</u>                        | <u>2010 BUDGET</u>  | <u>EXPENDED<br/>YTD</u> | <u>BUDGET<br/>REMAINING</u> | <u>PERCENT<br/>REMAINING</u> |
|---|---------------------|-------------------------|-----------------------------|------------------------------|
| <b>Judicial System</b>                    |                     |                         |                             |                              |
| Superior Court                            | \$ 211,661          | \$ 119,317              | \$ 92,344                   | 43.63%                       |
| Enotah Judicial Circuit                   | 374,269             | 314,515                 | 59,754                      | 15.97%                       |
| Capital Trial                             | 50,000              | 2,048                   | 47,952                      | 95.90%                       |
| Clerk Superior Court                      | 501,839             | 376,706                 | 125,133                     | 24.93%                       |
| District Attorney                         | 11,670              | 7,659                   | 4,011                       | 34.37%                       |
| Victims' Assistance                       | 21,000              | 15,542                  | 5,458                       | 25.99%                       |
| Magistrate Court                          | 268,819             | 206,807                 | 62,012                      | 23.07%                       |
| Probate Court                             | 231,937             | 181,512                 | 50,425                      | 21.74%                       |
| <b>Total Judicial System Expenditures</b> | <b>\$ 1,671,195</b> | <b>\$ 1,224,106</b>     | <b>\$ 447,089</b>           | <b>26.75%</b>                |

**LUMPKIN COUNTY**  
**FUND 100 GENERAL FUND SUMMARY EXPENDITURES**  
**For The Fiscal Year Starting 01/01/10**

**% OF YEAR REMAINING =16.67%**

| <u>DESCRIPTION</u>                     | <u>2010 BUDGET</u>  | <u>EXPENDED<br/>YTD</u> | <u>BUDGET<br/>REMAINING</u> | <u>PERCENT<br/>REMAINING</u> |
|--|---------------------|-------------------------|-----------------------------|------------------------------|
| <b>Public Works</b>                    |                     |                         |                             |                              |
| Admin-Public Works                     | \$ 50,076           | \$ 3,738                | \$ 46,338                   | 92.53%                       |
| Roads & Bridges                        | 983,301             | 682,313                 | 300,988                     | 30.61%                       |
| Fleet Maintenance                      | 165,767             | 186,039                 | (20,272)                    | -12.23%                      |
| Airport                                | 37,310              | 36,521                  | 789                         | 2.11%                        |
| <b>Total Public Works Expenditures</b> | <b>\$ 1,236,454</b> | <b>\$ 908,611</b>       | <b>\$ 327,843</b>           | <b>26.51%</b>                |

**LUMPKIN COUNTY**  
**FUND 100 GENERAL FUND SUMMARY EXPENDITURES**  
**For The Fiscal Year Ending 01/01/10**

**% OF YEAR REMAINING =16.67%**

| <u>DESCRIPTION</u>              | <u>2010 BUDGET</u>  | <u>EXPENDED<br/>YTD</u> | <u>BUDGET<br/>REMAINING</u> | <u>PERCENT<br/>REMAINING</u> |
|---------------------------------|---------------------|-------------------------|-----------------------------|------------------------------|
| <b>Community Affairs</b>        |                     |                         |                             |                              |
| Animal Shelter                  | \$ 153,640          | \$ 166,318              | \$ (12,678)                 | -8.25%                       |
| Rainbow House                   | 0                   | 5,978                   | (5,978)                     | #DIV/0!                      |
| Community Helping Place         | 0                   | 0                       | 0                           | #DIV/0!                      |
| Health Department appropriation | 271,865             | 227,828                 | 44,037                      | 16.20%                       |
| Meth Task Force                 | 0                   | 0                       | 0                           | #DIV/0!                      |
| Family Connection               | 0                   | 0                       | 0                           | #DIV/0!                      |
| D.F.A.C.S.                      | 20,000              | 20,000                  | 0                           | 0.00%                        |
| Literacty Coalition             | 0                   | 0                       | 0                           | #DIV/0!                      |
| Senior Center                   | 254,085             | 169,079                 | 85,006                      | 33.46%                       |
| Parks and Recreation            | 454,297             | 328,129                 | 126,168                     | 27.77%                       |
| Community Center                | 223,115             | 181,011                 | 42,104                      | 18.87%                       |
| After School Program            | 121,843             | 93,773                  | 28,070                      | 23.04%                       |
| Library appropriation           | 385,078             | 385,078                 | 0                           | 0.00%                        |
| County Ext. Service             | 57,852              | 42,795                  | 15,057                      | 26.03%                       |
| <b>Total Community Affairs</b>  | <u>\$ 1,941,775</u> | <u>\$ 1,619,990</u>     | <u>\$ 321,785</u>           | 16.57%                       |

**LUMPKIN COUNTY**  
**FUND 100 GENERAL FUND SUMMARY EXPENDITURES**  
**For The Fiscal Year Starting 01/01/10**

**% OF YEAR REMAINING =16.67%**

| <u>DESCRIPTION</u>                           | <u>2010 BUDGET</u>       | <u>EXPENDED<br/>YTD</u>  | <u>BUDGET<br/>REMAINING</u> | <u>PERCENT<br/>REMAINING</u> |
|--|--------------------------|--------------------------|-----------------------------|------------------------------|
| <b><i>Transfers to Other Funds</i></b>       |                          |                          |                             |                              |
| Net transfers to Capital Projects Funds      | \$ 245,494               | \$ 243,285               | \$ 2,209                    | 0.90%                        |
| Net Transfers to Solid Waste                 | 80,598                   | 56,253                   | 24,345                      | 30.21%                       |
| Net Transfers to E911                        | 193,022                  | 91,975                   | 101,047                     | 52.35%                       |
| Net Transfers to Public Defender             | 101,431                  | 76,073                   | 25,358                      | 25.00%                       |
| Net Transfers to Special Programs            | 0                        | 0                        | 0                           | N/A                          |
| Net Transfers to Grant Fund                  | 203,945                  | 196,068                  | 7,877                       | 3.86%                        |
| Net Transfers to CDBG Fund                   | 0                        | 0                        | 0                           | #DIV/0!                      |
| Net Transfer to Development Authority        | 25,000                   | 0                        | 25,000                      | 100.00%                      |
| <b><i>Total Transfers to Other Funds</i></b> | <b><u>\$ 849,490</u></b> | <b><u>\$ 663,653</u></b> | <b><u>\$ 185,837</u></b>    | <b>21.88%</b>                |

**LUMPKIN COUNTY  
 FUND 915 EMERGENCY 911 SUMMARY REVENUES  
 For The Fiscal Year Starting 01/01/10**

**% OF YEAR REMAINING =16.67%**

| <u>DESCRIPTION</u>                         | <u>2010 BUDGET</u>       | <u>RECOGNIZED<br/>YTD</u> | <u>BUDGET<br/>REMAINING</u> | <u>PERCENT<br/>REMAINING</u> |
|--|--------------------------|---------------------------|-----------------------------|------------------------------|
| <b><i>Emergency 911</i></b>                |                          |                           |                             |                              |
| Telephone Charges - Land Lines             | \$ 200,000               | \$ 121,861                | \$ 78,139                   | 39.07%                       |
| Telephone Charges - Cell Phones            | 185,000                  | 232,021                   | (47,021)                    | -25.42%                      |
| E911 Record Copies                         | 400                      | 294                       | 106                         | 26.44%                       |
| Net Transfers In from General Fund         | <u>193,022</u>           | <u>91,975</u>             | <u>101,047</u>              | 52.35%                       |
| <b><i>Total Emergency 911 Revenues</i></b> | <b><u>\$ 578,422</u></b> | <b><u>\$ 446,151</u></b>  | <b><u>\$ 132,271</u></b>    | <b>22.87%</b>                |

**LUMPKIN COUNTY**  
**FUND 915 EMERGENCY 911 SUMMARY EXPENDITURES**  
**For The Fiscal Year Starting 01/01/10**

**% OF YEAR REMAINING =16.67%**

| <u>DESCRIPTION</u>                             | <u>2010 BUDGET</u>       | <u>EXPENDED<br/>YTD</u>  | <u>BUDGET<br/>REMAINING</u> | <u>PERCENT<br/>REMAINING</u> |
|--|--------------------------|--------------------------|-----------------------------|------------------------------|
| <b><i>Emergency 911</i></b>                    |                          |                          |                             |                              |
| Salaries and Benefits                          | \$ 446,472               | \$ 332,158               | \$ 114,314                  | 25.60%                       |
| Purchased and Contracted Services              | 98,050                   | 72,547                   | 25,503                      | 26.01%                       |
| Supplies and Other Costs                       | <u>33,900</u>            | <u>44,145</u>            | <u>(10,245)</u>             | -30.22%                      |
| <b><i>Total Emergency 911 Expenditures</i></b> | <b><u>\$ 578,422</u></b> | <b><u>\$ 448,851</u></b> | <b><u>\$ 129,571</u></b>    | <b>22.40%</b>                |

**LUMPKIN COUNTY**  
**FUND 540 TRANSFER STATION SUMMARY REVENUES**  
**For The Fiscal Year Starting 01/01/10**

**% OF YEAR REMAINING =16.67%**

| <u>DESCRIPTION</u>                            | <u>2010 BUDGET</u>      | <u>RECOGNIZED<br/>YTD</u> | <u>BUDGET<br/>REMAINING</u> | <u>PERCENT<br/>REMAINING</u> |
|---|-------------------------|---------------------------|-----------------------------|------------------------------|
| <b><i>Transfer Station</i></b>                |                         |                           |                             |                              |
| Association Revenue - NGRM                    | \$ 0                    | \$ 0                      | \$ 0                        | #DIV/0!                      |
| Rental  | 15,000                  | 12,500                    | 2,500                       | 16.67%                       |
| Insurance Claims                              | 0                       |                           | 0                           | #DIV/0!                      |
| Dawson County Contributions                   | 0                       | 0                         | 0                           | #DIV/0!                      |
| Passthrough Grants                            | 0                       |                           | 0                           | #DIV/0!                      |
| Net Transfers In from General Fund            | <u>80,598</u>           | <u>56,253</u>             | <u>24,345</u>               | 30.21%                       |
| <b><i>Total Transfer Station Revenues</i></b> | <u><u>\$ 95,598</u></u> | <u><u>\$ 68,753</u></u>   | <u><u>\$ 26,845</u></u>     | 28.08%                       |

**LUMPKIN COUNTY**  
**FUND 540 TRANSFER STATION SUMMARY EXPENSES**  
**For The Fiscal Year Starting 01/01/10**

**% OF YEAR REMAINING =16.67%**

| <i>DESCRIPTION</i>                             | <i>2010 BUDGET</i>      | <i>EXPENDED<br/>YTD</i> | <i>BUDGET<br/>REMAINING</i> | <i>PERCENT<br/>REMAINING</i> |
|--|-------------------------|-------------------------|-----------------------------|------------------------------|
| <b><i>Transfer Station</i></b>                 |                         |                         |                             |                              |
| Salaries and Benefits                          | \$ 0                    | \$                      | \$ 0                        | N/A                          |
| Purchased and Contracted Services              | 15,850                  | 8,132                   | 7,718                       | 48.69%                       |
| Supplies and Other Costs                       | 0                       | 0                       | 0                           | #DIV/0!                      |
| Salaries and Benefits - Recycling              | 37,627                  | 30,424                  | 7,203                       | 19.14%                       |
| Purchased/Contracted Services - Recycling      | 25,321                  | 17,845                  | 7,476                       | 29.52%                       |
| Supplies                                       | 16,800                  | 14,102                  | 2,698                       | 16.06%                       |
| Construction and Equipping of Recycling Center | 0                       | 0                       | 0                           | #DIV/0!                      |
| Other Costs                                    | 0                       | 0                       | 0                           | #DIV/0!                      |
| Passthrough Grants                             | 0                       | 0                       | 0                           | #DIV/0!                      |
| <b><i>Total Transfer Station Expenses</i></b>  | <b><u>\$ 95,598</u></b> | <b><u>\$ 70,503</u></b> | <b><u>\$ 25,095</u></b>     | <b>26.25%</b>                |