

The seal of Lumpkin County, Georgia, is a circular emblem. It features a central figure of a Native American man, likely a chief, holding a bow and arrow. The figure is set against a background of a landscape with a sun rising over mountains. The text "LUMPKIN COUNTY" is arched across the top, and "GEORGIA" is arched across the bottom. Below the figure, the words "AURARIA" and "EST. 1832" are visible.

Lumpkin County, Georgia

General Fund

Report Of Revenues

And Expenditures

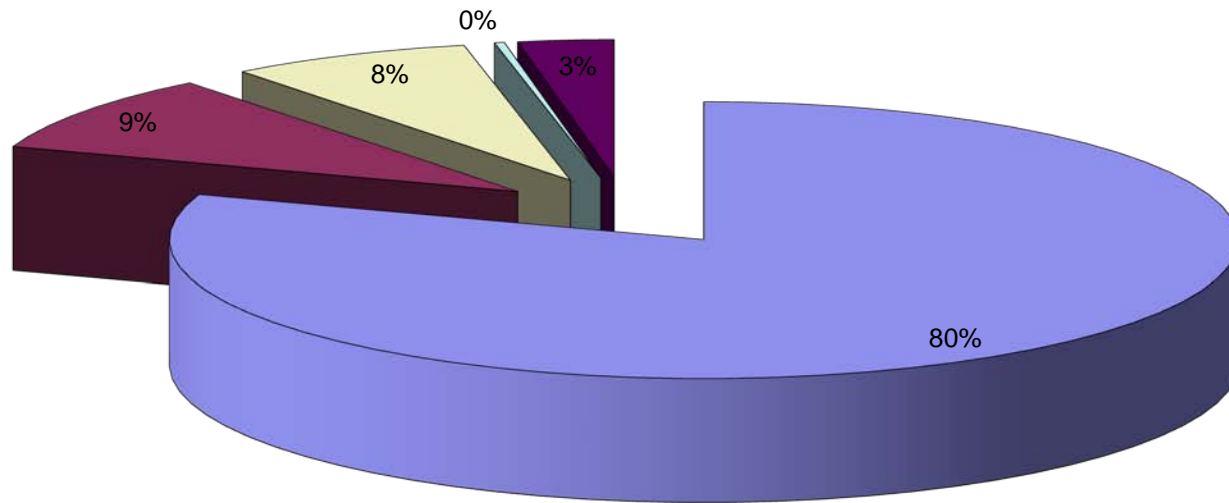
November 30, 2010

LUMPKIN COUNTY, GEORGIA

TABLE OF CONTENTS

	<u>PAGE</u>
Allocation of 2010 Revenue Budget – Graph	1
Summary of General Fund Revenues, Combined by Type	2
Summary of General Government Revenues, Combined by Department	3
Summary of Public Safety Revenues, Combined by Department	4
Summary of Judicial System Revenues, Combined by Department	5
Summary of Public Works Revenues, Combined by Department	6
Summary of Community Affairs Revenues, Combined by Department	7
Allocation of 2010 Expenditures Budget – Graph	8
Summary of General Fund Expenditures, Combined by Type	9
Summary of General Government Expenditures, Combined by Department	10
Summary of Public Safety Expenditures, Combined by Department	11
Summary of Judicial System Expenditures, Combined by Department	12
Summary of Public Works Expenditures, Combined by Department	13
Summary of Community Affairs Expenditures, Combined by Department	14
Summary of Transfers to Other Funds	15
Summary of Emergency 911 Revenues, Combined by Type	16
Summary of Emergency 911 Expenditures, Combined by Type	17
Summary of Transfer Station Revenues, Combined by Type	18
Summary of Transfer Station Expenses, Combined by Type	19

Allocation of 2010 Budget - Revenues



■ General Government	■ Public Safety	■ Judicial System
■ Public Works	■ Community Affairs	

LUMPKIN COUNTY
FUND 100 GENERAL FUND SUMMARY REVENUES
For The Fiscal Year Starting 01/01/10

% OF YEAR REMAINING =8.33%

<i>DESCRIPTION</i>	<i>2010 BUDGET</i>	<i>RECOGNIZED YTD</i>	<i>BUDGET REMAINING</i>	<i>PERCENT REMAINING</i>
General Government	\$ 13,468,580	\$ 6,031,994	\$ 7,436,586	55.21%
Public Safety	1,537,979	1,246,631	475,792	30.94%
Judicial System	1,231,780	1,025,162	206,618	16.77%
Public Works	50,000	52,184	(2,184)	-4.37%
Community Affairs	486,661	371,070	115,591	23.75%
Total Revenues	<u>\$ 16,775,000</u>	<u>\$ 8,727,041</u>	<u>\$ 8,232,403</u>	49.08%

LUMPKIN COUNTY
FUND 100 GENERAL FUND SUMMARY REVENUES
For TheFiscal Year Starting 01/01/10

% OF YEAR REMAINING =8.33%

<u>DESCRIPTION</u>	<u>2010 BUDGET</u>	<u>RECOGNIZED YTD</u>	<u>BUDGET REMAINING</u>	<u>PERCENT REMAINING</u>
General Government				
Planning Office (Moved to fund 271)	\$ 0	\$ 0	\$ 0	#DIV/0!
Environmental Enforcement	0	0	0	N/A
Total Planning	0	0	0	#DIV/0!
Commissioner	3,725,502	3,167,726	557,776	14.97%
Tax Appraisers / Assessment	2,500	1,334	1,166	46.64%
Tax Commissioner	9,285,750	2,834,471	6,451,279	69.48%
Board of Elections	1,093	726	367	33.58%
General Government	412,802	1,746	411,056	99.58%
Data Processing/G.I.S.	15,000	7,627	7,373	49.15%
RISK MANAGEMENT	0	4	(4)	N/A
County Surveyor	2,933	0	2,933	100.00%
Financial Administration	23,000	18,360	4,640	20.17%
Total General Government Revenues	\$ 13,468,580	\$ 6,031,994	\$ 7,436,586	55.21%

LUMPKIN COUNTY
FUND 100 GENERAL FUND SUMMARY REVENUES
For The Fiscal Year Starting 01/01/10

% OF YEAR REMAINING =8.33%

<u>DESCRIPTION</u>	<u>2010 BUDGET</u>	<u>RECOGNIZED YTD</u>	<u>BUDGET REMAINING</u>	<u>PERCENT REMAINING</u>
Public Safety				
Sheriff	\$ 274,710	\$ 184,444	\$ 274,710	100.00%
Animal Control	500	510	(10)	-2.00%
Detention Center	482,350	454,006	28,344	5.88%
Court Services	0	0	0	#DIV/0!
Drug Task Force	<u>50,233</u>	<u>50,019</u>	<u>214</u>	0.43%
Total Sheriff	<u>807,793</u>	<u>688,979</u>	<u>303,258</u>	37.54%
EMS / Ambulance	620,000	478,310	141,690	22.85%
Emergency Management	10,603	22,346	(11,743)	-110.75%
Fire Department	43,583	14,257	29,326	67.29%
Public Transportation	<u>56,000</u>	<u>42,739</u>	<u>13,261</u>	23.68%
Total Public Safety Revenues	<u>\$ 1,537,979</u>	<u>\$ 1,246,631</u>	<u>\$ 475,792</u>	30.94%

LUMPKIN COUNTY
FUND 100 GENERAL FUND SUMMARY REVENUES
For The Fiscal Year Starting 01/01/10

% OF YEAR REMAINING =8.33%

<u>DESCRIPTION</u>	<u>2010 BUDGET</u>	<u>RECOGNIZED YTD</u>	<u>BUDGET REMAINING</u>	<u>PERCENT REMAINING</u>
Judicial System				
Superior Court	\$ 0	\$ 0	\$ 0	#DIV/0!
Clerk Superior Court	753,490	538,063	215,427	28.59%
Magistrate Court	15,020	32,290	(17,270)	-114.98%
Probate Court	208,500	213,995	(5,495)	-2.64%
Enotah Judicial Circuit	207,770	130,079	77,691	37.39%
Enotah Circuit	26,000	87,880	(61,880)	-238.00%
AOC Family Drug Court	0	0	0	#DIV/0!
Victims' Assistance	21,000	22,856	(1,856)	-8.84%
Total Judicial System Revenues	\$ 1,231,780	\$ 1,025,162	\$ 206,618	16.77%

LUMPKIN COUNTY
FUND 100 GENERAL FUND SUMMARY REVENUES
For The Fiscal Year Starting 01/01/10

% OF YEAR REMAINING =8.33%

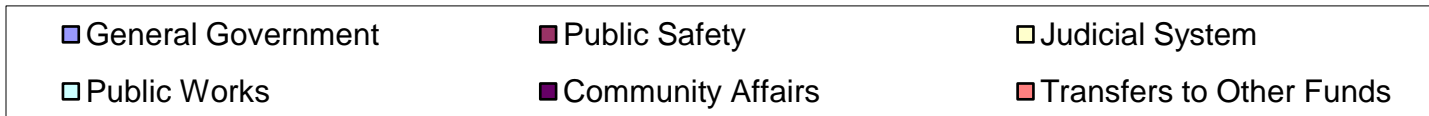
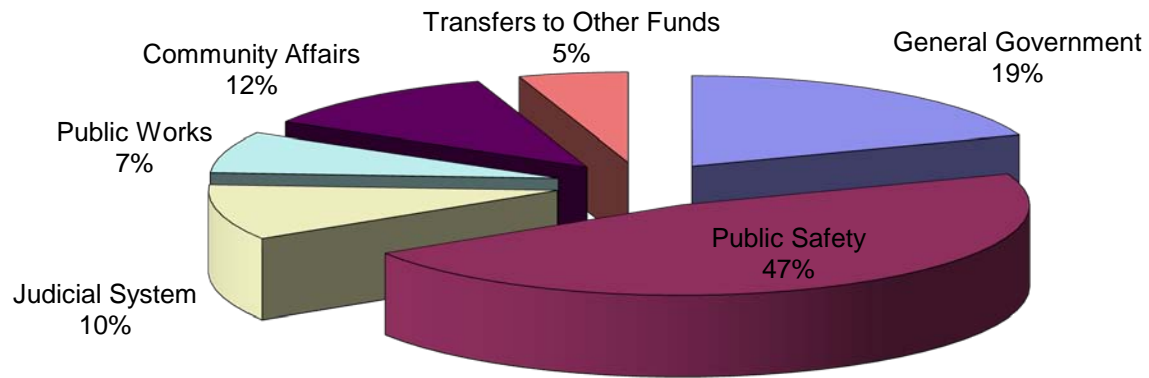
<u>DESCRIPTION</u>	<u>2010 BUDGET</u>	<u>RECOGNIZED YTD</u>	<u>BUDGET REMAINING</u>	<u>PERCENT REMAINING</u>
Public Works				
Admin-Public Works	\$ 0	\$ 0	\$ 0	N/A
Roads & Bridges	1,000	4,586	(3,586)	-358.63%
Airport	<u>49,000</u>	<u>47,598</u>	<u>1,402</u>	2.86%
Total Public Works Revenues	<u>\$ 50,000</u>	<u>\$ 52,184</u>	<u>\$ (2,184)</u>	-4.37%

LUMPKIN COUNTY
FUND 100 GENERAL FUND SUMMARY REVENUES
For The Fiscal Year Starting 01/01/10

% OF YEAR REMAINING =8.33%

<u>DESCRIPTION</u>	<u>2010 BUDGET</u>	<u>RECOGNIZED YTD</u>	<u>BUDGET REMAINING</u>	<u>PERCENT REMAINING</u>
Community Affairs				
Parks and Recreation	\$ 152,317	\$ 117,400	\$ 34,917	22.92%
Community Center	66,000	69,699	(3,699)	-5.60%
After School Program	122,000	73,591	48,409	39.68%
Senior Center	96,344	64,154	32,190	33.41%
Animal Shelter	<u>50,000</u>	<u>46,226</u>	<u>3,774</u>	7.55%
Total Community Affairs Revenues	\$ <u>486,661</u>	\$ <u>371,070</u>	\$ <u>115,591</u>	23.75%

Allocation of 2010 Budget - Expenditures



LUMPKIN COUNTY
FUND 100 GENERAL FUND SUMMARY EXPENDITURES
For The Fiscal Year Starting 01/01/10

% OF YEAR REMAINING =8.33%

<u>DESCRIPTION</u>	<u>2010 BUDGET</u>	<u>EXPENDED YTD</u>	<u>BUDGET REMAINING</u>	<u>PERCENT REMAINING</u>
General Government	\$ 3,253,767	\$ 2,600,822	\$ 652,945	20.07%
Public Safety	7,822,319	6,199,603	1,622,716	20.74%
Judicial System	1,671,195	1,420,255	250,940	15.02%
Public Works	1,236,454	987,803	248,651	20.11%
Community Affairs	1,941,775	1,739,078	202,697	10.44%
Transfers to Other Funds	<u>849,490</u>	<u>787,699</u>	<u>61,791</u>	7.27%
Total Expenditures	<u>\$ 16,775,000</u>	<u>\$ 13,735,260</u>	<u>\$ 3,039,740</u>	18.12%

LUMPKIN COUNTY
FUND 100 GENERAL FUND SUMMARY EXPENDITURES
For The Fiscal Year Starting 01/01/10

% OF YEAR REMAINING =8.33%

<u>DESCRIPTION</u>	<u>2010 BUDGET</u>	<u>EXPENDED YTD</u>	<u>BUDGET REMAINING</u>	<u>PERCENT REMAINING</u>
General Government				
Planning Office (Moved to fund 2710)	\$ 0	\$ 0	\$ 0	#DIV/0!
Commissioner	128,778	107,978	20,800	16.15%
County Manager	284,862	201,182	83,680	29.38%
Board of Elections / Registrar	205,698	158,340	47,358	23.02%
Financial Administration	380,323	357,285	23,038	6.06%
Legal	135,000	99,507	35,493	26.29%
Data Processing / GIS	73,186	54,534	18,652	25.49%
Human Resources	161,211	162,356	(1,145)	-0.71%
Tax Commissioner	313,568	312,771	797	0.25%
Tax Appraisers / Assessment	389,189	326,577	62,612	16.09%
Board of Equalization	2,300	5,319	(3,019)	-131.25%
Risk Management	34,000	20,254	13,746	40.43%
Public Buildings	708,714	549,763	158,951	22.43%
County Surveyor	12,817	12,043	774	6.04%
Administrative Support	395,121	204,834	190,287	48.16%
General Administration Fees	29,000	28,078	922	3.18%
Total General Government Expenditures	\$ 3,253,767	\$ 2,600,822	\$ 652,945	20.07%

LUMPKIN COUNTY
FUND 100 GENERAL FUND SUMMARY EXPENDITURES
For The Fiscal Year Starting 01/01/10

% OF YEAR REMAINING =8.33%

<u>DESCRIPTION</u>	<u>2010 BUDGET</u>	<u>EXPENDED YTD</u>	<u>BUDGET REMAINING</u>	<u>PERCENT REMAINING</u>
Public Safety				
Sheriff - Administration	\$ 934,969	\$ 787,808	\$ 147,161	15.74%
Sheriff-Criminal Investigation	592,912	408,692	184,220	31.07%
Drug Task Force	50,558	46,285	4,273	8.45%
Sheriff-Uniform Patrol	1,468,234	1,186,524	281,710	19.19%
Detention Center	1,630,983	1,368,213	262,770	16.11%
Sheriff - CT Services - Warrant	576,907	588,568	(11,661)	-2.02%
Sheriff-Animal Control	<u>73,737</u>	<u>67,019</u>	<u>6,718</u>	9.11%
Total Sheriff	<u>5,328,300</u>	<u>4,453,110</u>	<u>875,190</u>	16.43%
Fire Department	2,199,455	1,515,175	684,280	31.11%
EMS / Ambulance	0	0	0	#DIV/0!
Emergency Management	169,508	131,108	38,400	22.65%
Coroner	28,483	28,376	107	0.38%
Public Transportation	<u>96,573</u>	<u>71,835</u>	<u>24,738</u>	25.62%
Total Public Safety Expenditures	<u>\$ 7,822,319</u>	<u>\$ 6,199,603</u>	<u>\$ 1,622,716</u>	20.74%

LUMPKIN COUNTY
FUND 100 GENERAL FUND SUMMARY EXPENDITURES
For The Fiscal Year Starting 01/01/10

% OF YEAR REMAINING =8.33%

<u>DESCRIPTION</u>	<u>2010 BUDGET</u>	<u>EXPENDED YTD</u>	<u>BUDGET REMAINING</u>	<u>PERCENT REMAINING</u>
Judicial System				
Superior Court	\$ 211,661	\$ 126,332	\$ 85,329	40.31%
Enotah Judicial Circuit	374,269	419,765	(45,496)	-12.16%
Capital Trial	50,000	2,048	47,952	95.90%
Clerk Superior Court	501,839	413,701	88,138	17.56%
District Attorney	11,670	7,948	3,722	31.89%
Victims' Assistance	21,000	22,650	(1,650)	-7.85%
Magistrate Court	268,819	226,762	42,057	15.65%
Probate Court	231,937	201,050	30,888	13.32%
Total Judicial System Expenditures	\$ 1,671,195	\$ 1,420,255	\$ 250,940	15.02%

LUMPKIN COUNTY
FUND 100 GENERAL FUND SUMMARY EXPENDITURES
For The Fiscal Year Starting 01/01/10

% OF YEAR REMAINING =8.33%

<u>DESCRIPTION</u>	<u>2010 BUDGET</u>	<u>EXPENDED YTD</u>	<u>BUDGET REMAINING</u>	<u>PERCENT REMAINING</u>
Public Works				
Admin-Public Works	\$ 50,076	\$ 3,738	\$ 46,338	92.53%
Roads & Bridges	983,301	742,562	240,739	24.48%
Fleet Maintenance	165,767	204,735	(38,968)	-23.51%
Airport	37,310	36,768	542	1.45%
Total Public Works Expenditures	\$ 1,236,454	\$ 987,803	\$ 248,651	20.11%

LUMPKIN COUNTY
FUND 100 GENERAL FUND SUMMARY EXPENDITURES
For The Fiscal Year Ending 01/01/10

% OF YEAR REMAINING =8.33%

<u>DESCRIPTION</u>	<u>2010 BUDGET</u>	<u>EXPENDED YTD</u>	<u>BUDGET REMAINING</u>	<u>PERCENT REMAINING</u>
Community Affairs				
Animal Shelter	\$ 153,640	\$ 190,192	\$ (36,552)	-23.79%
Rainbow House	0	6,317	(6,317)	#DIV/0!
Community Helping Place	0	0	0	#DIV/0!
Health Department appropriation	271,865	250,483	21,382	7.86%
Meth Task Force	0	0	0	#DIV/0!
Family Connection	0	0	0	#DIV/0!
D.F.A.C.S.	20,000	20,000	0	0.00%
Literacty Coalition	0	0	0	#DIV/0!
Senior Center	254,085	187,683	66,402	26.13%
Parks and Recreation	454,297	354,353	99,944	22.00%
Community Center	223,115	193,570	29,545	13.24%
After School Program	121,843	104,476	17,367	14.25%
Library appropriation	385,078	385,078	0	0.00%
County Ext. Service	57,852	46,926	10,926	18.89%
Total Community Affairs	<u>\$ 1,941,775</u>	<u>\$ 1,739,078</u>	<u>\$ 202,697</u>	10.44%

LUMPKIN COUNTY
FUND 100 GENERAL FUND SUMMARY EXPENDITURES
For The Fiscal Year Starting 01/01/10

% OF YEAR REMAINING =8.33%

<u>DESCRIPTION</u>	<u>2010 BUDGET</u>	<u>EXPENDED YTD</u>	<u>BUDGET REMAINING</u>	<u>PERCENT REMAINING</u>
<i>Transfers to Other Funds</i>				
Net transfers to Capital Projects Funds	\$ 245,494	\$ 245,248	\$ 246	0.10%
Net Transfers to Solid Waste	80,598	75,636	4,962	6.16%
Net Transfers to E911	193,022	133,980	59,042	30.59%
Net Transfers to Public Defender	101,431	101,430	1	0.00%
Net Transfers to Special Programs	0	0	0	N/A
Net Transfers to Grant Fund	203,945	231,405	(27,460)	-13.46%
Net Transfers to CDBG Fund	0	0	0	#DIV/0!
Net Transfer to Development Authority	25,000	0	25,000	100.00%
<i>Total Transfers to Other Funds</i>	<u>\$ 849,490</u>	<u>\$ 787,699</u>	<u>\$ 61,791</u>	7.27%

LUMPKIN COUNTY
FUND 915 EMERGENCY 911 SUMMARY REVENUES
For The Fiscal Year Starting 01/01/10

% OF YEAR REMAINING =8.33%

<u>DESCRIPTION</u>	<u>2010 BUDGET</u>	<u>RECOGNIZED YTD</u>	<u>BUDGET REMAINING</u>	<u>PERCENT REMAINING</u>
<i>Emergency 911</i>				
Telephone Charges - Land Lines	\$ 200,000	\$ 122,313	\$ 77,687	38.84%
Telephone Charges - Cell Phones	185,000	254,446	(69,446)	-37.54%
E911 Record Copies	400	331	69	17.25%
Net Transfers In from General Fund	<u>193,022</u>	<u>133,980</u>	<u>59,042</u>	30.59%
<i>Total Emergency 911 Revenues</i>	<u>\$ 578,422</u>	<u>\$ 511,070</u>	<u>\$ 67,352</u>	11.64%

LUMPKIN COUNTY
FUND 915 EMERGENCY 911 SUMMARY EXPENDITURES
For The Fiscal Year Starting 01/01/10

% OF YEAR REMAINING =8.33%

<u>DESCRIPTION</u>	<u>2010 BUDGET</u>	<u>EXPENDED YTD</u>	<u>BUDGET REMAINING</u>	<u>PERCENT REMAINING</u>
<i>Emergency 911</i>				
Salaries and Benefits	\$ 446,472	\$ 369,375	\$ 77,097	17.27%
Purchased and Contracted Services	98,050	78,843	19,207	19.59%
Supplies and Other Costs	<u>33,900</u>	<u>48,660</u>	<u>(14,760)</u>	-43.54%
<i>Total Emergency 911 Expenditures</i>	<u>\$ 578,422</u>	<u>\$ 496,879</u>	<u>\$ 81,543</u>	14.10%

LUMPKIN COUNTY
FUND 540 TRANSFER STATION SUMMARY REVENUES
For The Fiscal Year Starting 01/01/10

% OF YEAR REMAINING =8.33%

<u>DESCRIPTION</u>	<u>2010 BUDGET</u>	<u>RECOGNIZED YTD</u>	<u>BUDGET REMAINING</u>	<u>PERCENT REMAINING</u>
<i>Transfer Station</i>				
Association Revenue - NGRM	\$ 0	\$ 0	\$ 0	#DIV/0!
Rental	15,000	15,000	0	0.00%
Insurance Claims	0		0	#DIV/0!
Dawson County Contributions	0	0	0	#DIV/0!
Passthrough Grants	0		0	#DIV/0!
Net Transfers In from General Fund	<u>80,598</u>	<u>75,636</u>	<u>4,962</u>	6.16%
<i>Total Transfer Station Revenues</i>	<u>\$ 95,598</u>	<u>\$ 90,636</u>	<u>\$ 4,962</u>	5.19%

LUMPKIN COUNTY
FUND 540 TRANSFER STATION SUMMARY EXPENSES
For The Fiscal Year Starting 01/01/10

% OF YEAR REMAINING =8.33%

<i>DESCRIPTION</i>	<i>2010 BUDGET</i>	<i>EXPENDED YTD</i>	<i>BUDGET REMAINING</i>	<i>PERCENT REMAINING</i>
<i>Transfer Station</i>				
Salaries and Benefits	\$ 0	\$	\$ 0	N/A
Purchased and Contracted Services	15,850	8,132	7,718	48.69%
Supplies and Other Costs	0	0	0	#DIV/0!
Salaries and Benefits - Recycling	37,627	32,847	4,780	12.70%
Purchased/Contracted Services - Recycling	25,321	18,401	6,920	27.33%
Supplies	16,800	15,685	1,115	6.64%
Construction and Equipping of Recycling Center	0	0	0	#DIV/0!
Other Costs	0	0	0	#DIV/0!
Passthrough Grants	0	0	0	#DIV/0!
<i>Total Transfer Station Expenses</i>	<u>\$ 95,598</u>	<u>\$ 75,065</u>	<u>\$ 20,533</u>	21.48%