

The seal of Lumpkin County, Georgia, is a circular emblem. It features a central figure of a Native American man, likely a chief, holding a bow and arrow. The figure is set against a background of a landscape with a sun rising over mountains. The words "LUMPKIN COUNTY" are written in an arc at the top, and "GEORGIA" is written in an arc at the bottom. Below the figure, the words "AURARIA" and "EST. 1832" are visible.

Lumpkin County, Georgia

General Fund

Report Of Revenues

And Expenditures

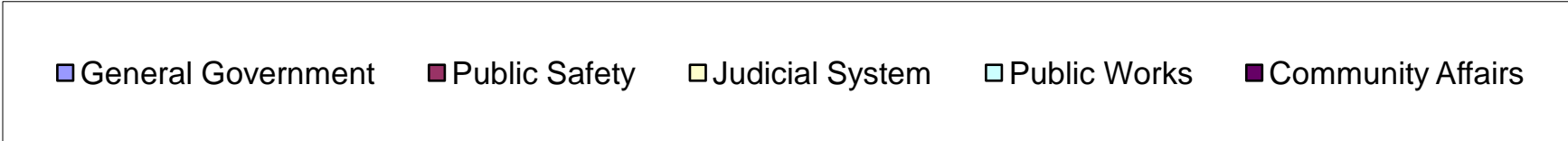
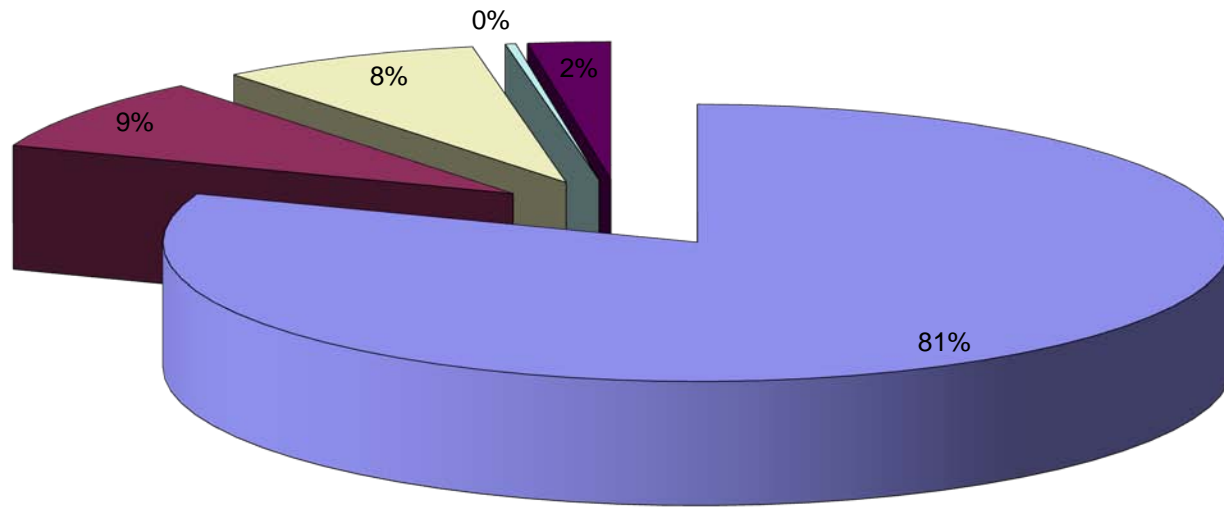
November 30, 2011

LUMPKIN COUNTY, GEORGIA

TABLE OF CONTENTS

	<u>PAGE</u>
Allocation of 2011 Revenue Budget – Graph	1
Summary of General Fund Revenues, Combined by Type	2
Summary of General Government Revenues, Combined by Department	3
Summary of Public Safety Revenues, Combined by Department	4
Summary of Judicial System Revenues, Combined by Department	5
Summary of Public Works Revenues, Combined by Department	6
Summary of Community Affairs Revenues, Combined by Department	7
Allocation of 2011 Expenditures Budget – Graph	8
Summary of General Fund Expenditures, Combined by Type	9
Summary of General Government Expenditures, Combined by Department	10
Summary of Public Safety Expenditures, Combined by Department	11
Summary of Judicial System Expenditures, Combined by Department	12
Summary of Public Works Expenditures, Combined by Department	13
Summary of Community Affairs Expenditures, Combined by Department	14
Summary of Transfers to Other Funds	15
Summary of Emergency 911 Revenues, Combined by Type	16
Summary of Emergency 911 Expenditures, Combined by Type	17
Summary of Transfer Station Revenues, Combined by Type	18
Summary of Transfer Station Expenses, Combined by Type	19

Allocation of 2011 Budget - Revenues



LUMPKIN COUNTY
FUND 100 GENERAL FUND SUMMARY REVENUES
For The Fiscal Year Starting 01/01/11

% OF YEAR REMAINING = 8%

<i>DESCRIPTION</i>	<i>2011 BUDGET</i>	<i>RECOGNIZED YTD</i>	<i>BUDGET REMAINING</i>	<i>PERCENT REMAINING</i>
General Government	\$ 12,594,537	\$ 5,688,448	\$ 6,906,089	54.83%
Public Safety	1,341,745	1,782,805	(213,296)	-15.90%
Judicial System	1,231,967	855,340	376,627	30.57%
Public Works	49,200	52,982	(3,782)	-7.69%
Community Affairs	390,395	102,326	288,069	73.79%
Total Revenues	<u>\$ 15,607,844</u>	<u>\$ 8,481,901</u>	<u>\$ 7,353,708</u>	47.12%

LUMPKIN COUNTY
FUND 100 GENERAL FUND SUMMARY REVENUES
For TheFiscal Year Starting 01/01/11

% OF YEAR REMAINING = 8%

<u>DESCRIPTION</u>	<u>2011 BUDGET</u>	<u>RECOGNIZED YTD</u>	<u>BUDGET REMAINING</u>	<u>PERCENT REMAINING</u>
General Government				
Commissioner	3,569,710	3,330,151	239,559	6.71%
Tax Appraisers / Assessment	1,250	653	597	47.78%
Tax Commissioner	8,910,604	2,329,735	6,580,869	73.85%
Board of Elections	0	89	(89)	#DIV/0!
General Government	84,147	8	84,139	99.99%
Data Processing/G.I.S.	9,000	8,362	638	7.09%
RISK MANAGEMENT	0	2,413	(2,413)	N/A
County Surveyor	2,826	0	2,826	100.00%
Financial Administration	17,000	17,038	(38)	-0.22%
Total General Government Revenues	<u>\$ 12,594,537</u>	<u>\$ 5,688,448</u>	<u>\$ 6,906,089</u>	54.83%

LUMPKIN COUNTY
FUND 100 GENERAL FUND SUMMARY REVENUES
For The Fiscal Year Starting 01/01/11

% OF YEAR REMAINING = 8%

<u>DESCRIPTION</u>	<u>2011 BUDGET</u>	<u>RECOGNIZED YTD</u>	<u>BUDGET REMAINING</u>	<u>PERCENT REMAINING</u>
Public Safety				
Sheriff	\$ 258,552	\$ 211,607	\$ 274,710	106.25%
Animal Control	500	980	(480)	-96.00%
Detention Center	304,350	849,713	(545,363)	-179.19%
Uniform Patrol	0	6,239	(6,239)	#DIV/0!
Drug Task Force	<u>33,616</u>	<u>44,587</u>	<u>(10,971)</u>	-32.64%
Total Sheriff	<u>597,018</u>	<u>1,113,126</u>	<u>(288,343)</u>	-48.30%
EMS / Ambulance	620,000	608,965	11,035	1.78%
Emergency Management	10,603	22,644	(12,041)	-113.57%
Fire Department	58,124	9,511	48,613	83.64%
Public Transportation	<u>56,000</u>	<u>28,559</u>	<u>27,441</u>	49.00%
Total Public Safety Revenues	<u>\$ 1,341,745</u>	<u>\$ 1,782,805</u>	<u>\$ (213,296)</u>	-15.90%

LUMPKIN COUNTY
FUND 100 GENERAL FUND SUMMARY REVENUES
For The Fiscal Year Starting 01/01/11

% OF YEAR REMAINING = 8%

<u>DESCRIPTION</u>	<u>2011 BUDGET</u>	<u>RECOGNIZED YTD</u>	<u>BUDGET REMAINING</u>	<u>PERCENT REMAINING</u>
Judicial System				
Superior Court	\$ 0	\$ 0	\$ 0	#DIV/0!
Clerk Superior Court	747,130	453,015	294,115	39.37%
Magistrate Court	25,020	9,898	15,122	60.44%
Probate Court	223,000	210,725	12,275	5.50%
Enotah Judicial Circuit	189,817	140,252	49,565	26.11%
Enotah Circuit	26,000	21,735	4,265	16.40%
AOC Family Drug Court	0	0	0	#DIV/0!
Victims' Assistance	21,000	19,714	1,286	6.12%
Total Judicial System Revenues	\$ 1,231,967	\$ 855,340	\$ 376,627	30.57%

LUMPKIN COUNTY
FUND 100 GENERAL FUND SUMMARY REVENUES
For The Fiscal Year Starting 01/01/11

% OF YEAR REMAINING = 8%

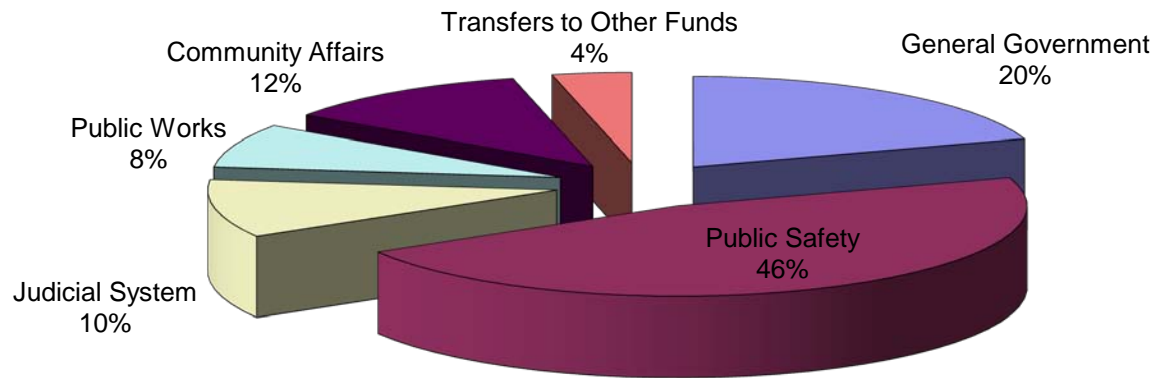
<u>DESCRIPTION</u>	<u>2011 BUDGET</u>	<u>RECOGNIZED YTD</u>	<u>BUDGET REMAINING</u>	<u>PERCENT REMAINING</u>
<i>Public Works</i>				
Admin-Public Works	\$ 0	\$ 0	\$ 0	N/A
Roads & Bridges	1,000	485	515	51.50%
Airport	<u>48,200</u>	<u>52,497</u>	<u>(4,297)</u>	-8.91%
<i>Total Public Works Revenues</i>	<u>\$ 49,200</u>	<u>\$ 52,982</u>	<u>\$ (3,782)</u>	-7.69%

LUMPKIN COUNTY
FUND 100 GENERAL FUND SUMMARY REVENUES
For The Fiscal Year Starting 01/01/11

% OF YEAR REMAINING = 8%

<u>DESCRIPTION</u>	<u>2011 BUDGET</u>	<u>RECOGNIZED YTD</u>	<u>BUDGET REMAINING</u>	<u>PERCENT REMAINING</u>
Community Affairs				
Parks and Recreation	\$ 110,200	\$ 21	\$ 110,179	99.98%
Community Center	66,500	3,501	62,999	94.74%
After School Program	91,500	3,880	87,620	95.76%
Senior Center	82,695	61,030	21,665	26.20%
Animal Shelter	<u>39,500</u>	<u>33,894</u>	<u>5,606</u>	14.19%
Total Community Affairs Revenues	\$ <u>390,395</u>	\$ <u>102,326</u>	\$ <u>288,069</u>	73.79%

Allocation of 2011 Budget - Expenditures



■ General Government ■ Public Safety □ Judicial System □ Public Works ■ Community Affairs ■ Transfers to Other Funds

LUMPKIN COUNTY
FUND 100 GENERAL FUND SUMMARY EXPENDITURES
For The Fiscal Year Starting 01/01/11

% OF YEAR REMAINING =8%

<u>DESCRIPTION</u>	<u>2011 BUDGET</u>	<u>EXPENDED YTD</u>	<u>BUDGET REMAINING</u>	<u>PERCENT REMAINING</u>
General Government	\$ 3,116,144	\$ 2,645,359	\$ 470,785	15.11%
Public Safety	7,253,428	6,171,501	1,081,927	14.92%
Judicial System	1,622,325	1,350,143	272,182	16.78%
Public Works	1,218,663	1,129,033	89,630	7.35%
Community Affairs	1,821,839	1,442,814	379,025	20.80%
Transfers to Other Funds	<u>575,445</u>	<u>692,112</u>	<u>(116,667)</u>	-20.27%
Total Expenditures	<u>\$ 15,607,844</u>	<u>\$ 13,430,962</u>	<u>\$ 2,176,882</u>	13.95%

LUMPKIN COUNTY
FUND 100 GENERAL FUND SUMMARY EXPENDITURES
For The Fiscal Year Starting 01/01/11

% OF YEAR REMAINING =8%

<u>DESCRIPTION</u>	<u>2011 BUDGET</u>	<u>EXPENDED YTD</u>	<u>BUDGET REMAINING</u>	<u>PERCENT REMAINING</u>
General Government				
Commissioner	116,666	113,361	3,305	2.83%
County Manager	237,054	197,506	39,548	16.68%
Board of Elections / Registrar	134,766	94,206	40,560	30.10%
Financial Administration	382,640	371,336	11,304	2.95%
Legal	121,500	66,250	55,250	45.47%
Data Processing / GIS	59,826	34,965	24,861	41.55%
Human Resources	175,447	158,645	16,802	9.58%
Tax Commissioner	312,215	290,962	21,253	6.81%
Tax Appraisers / Assessment	381,642	331,977	49,665	13.01%
Board of Equalization	2,300	6,317	(4,017)	-174.64%
Risk Management	34,000	15,485	18,515	54.45%
Public Buildings	756,753	637,213	119,540	15.80%
County Surveyor	12,278	11,240	1,038	8.45%
Administrative Support	361,757	287,326	74,431	20.57%
General Administration Fees	27,300	28,571	(1,271)	-4.66%
Total General Government Expenditures	<u>\$ 3,116,144</u>	<u>\$ 2,645,359</u>	<u>\$ 470,785</u>	15.11%

LUMPKIN COUNTY
FUND 100 GENERAL FUND SUMMARY EXPENDITURES
For The Fiscal Year Starting 01/01/11

% OF YEAR REMAINING =8%

<u>DESCRIPTION</u>	<u>2011 BUDGET</u>	<u>EXPENDED YTD</u>	<u>BUDGET REMAINING</u>	<u>PERCENT REMAINING</u>
Public Safety				
Sheriff - Administration	\$ 4,150,293	\$ 3,572,840	\$ 577,453	13.91%
Sheriff-Criminal Investigation	89,630	78,097	11,533	12.87%
Drug Task Force	50,580	46,552	4,028	7.96%
Sheriff-Uniform Patrol	190,050	177,384	12,666	6.66%
Detention Center	556,484	502,835	53,649	9.64%
Sheriff - CT Services - Warrant	53,473	43,576	9,897	18.51%
Sheriff-Animal Control	<u>7,800</u>	<u>9,259</u>	<u>(1,459)</u>	-18.71%
Total Sheriff	<u>5,098,310</u>	<u>4,430,542</u>	<u>667,768</u>	13.10%
Fire Department	1,877,280	1,614,000	263,280	14.02%
Emergency Management	162,908	31,691	131,217	80.55%
Coroner	25,969	22,973	2,996	11.54%
Public Transportation	<u>88,961</u>	<u>72,295</u>	<u>16,666</u>	18.73%
Total Public Safety Expenditures	<u>\$ 7,253,428</u>	<u>\$ 6,171,501</u>	<u>\$ 1,081,927</u>	14.92%

LUMPKIN COUNTY
FUND 100 GENERAL FUND SUMMARY EXPENDITURES
For The Fiscal Year Starting 01/01/11

% OF YEAR REMAINING =8%

<u>DESCRIPTION</u>	<u>2011 BUDGET</u>	<u>EXPENDED YTD</u>	<u>BUDGET REMAINING</u>	<u>PERCENT REMAINING</u>
Judicial System				
Superior Court	\$ 210,161	\$ 155,488	\$ 54,673	26.02%
Enotah Judicial Circuit	359,749	332,149	27,600	7.67%
Capital Trial	43,000	0	43,000	100.00%
Clerk Superior Court	485,248	408,476	76,772	15.82%
District Attorney	13,490	7,269	6,221	46.12%
Victims' Assistance	21,000	21,903	(903)	-4.30%
Magistrate Court	264,411	219,799	44,612	16.87%
Probate Court	225,266	205,060	20,206	8.97%
Total Judicial System Expenditures	\$ 1,622,325	\$ 1,350,143	\$ 272,182	16.78%

LUMPKIN COUNTY
FUND 100 GENERAL FUND SUMMARY EXPENDITURES
For The Fiscal Year Starting 01/01/11

% OF YEAR REMAINING =8%

<u>DESCRIPTION</u>	<u>2011 BUDGET</u>	<u>EXPENDED YTD</u>	<u>BUDGET REMAINING</u>	<u>PERCENT REMAINING</u>
Public Works				
Admin-Public Works	\$ 51,744	\$ 51,857	\$ (113)	-0.22%
Roads & Bridges	979,064	814,584	164,480	16.80%
Fleet Maintenance	153,550	211,558	(58,008)	-37.78%
Airport	34,305	51,034	(16,729)	-48.77%
Total Public Works Expenditures	<u>\$ 1,218,663</u>	<u>\$ 1,129,033</u>	<u>\$ 89,630</u>	7.35%

LUMPKIN COUNTY
FUND 100 GENERAL FUND SUMMARY EXPENDITURES
For The Fiscal Year Ending 01/01/11

% OF YEAR REMAINING =8%

<u>DESCRIPTION</u>	<u>2011 BUDGET</u>	<u>EXPENDED YTD</u>	<u>BUDGET REMAINING</u>	<u>PERCENT REMAINING</u>
Community Affairs				
Animal Shelter	\$ 207,436	\$ 186,831	\$ 20,605	9.93%
Rainbow House	0	6,695	(6,695)	#DIV/0!
Health Department appropriation	244,678	224,476	20,202	8.26%
D.F.A.C.S.	15,000	13,750	1,250	8.33%
Senior Center	250,330	190,942	59,388	23.72%
Parks and Recreation	392,864	401,657	(8,793)	-2.24%
Community Center	209,943	16,390	193,553	92.19%
After School Program	103,038	9,999	93,039	90.30%
Library appropriation	346,570	346,570	0	0.00%
County Ext. Service	<u>51,980</u>	<u>45,504</u>	<u>6,476</u>	12.46%
Total Community Affairs	<u>\$ 1,821,839</u>	<u>\$ 1,442,814</u>	<u>\$ 379,025</u>	20.80%

LUMPKIN COUNTY
FUND 100 GENERAL FUND SUMMARY EXPENDITURES
For The Fiscal Year Starting 01/01/11

% OF YEAR REMAINING =8%

<u>DESCRIPTION</u>	<u>2011 BUDGET</u>	<u>EXPENDED YTD</u>	<u>BUDGET REMAINING</u>	<u>PERCENT REMAINING</u>
<i>Transfers to Other Funds</i>				
Net Transfers to Drug Court	\$ 12,000	12,000	\$ 0	
Net transfers to Capital Projects Funds	75,700	\$ 181,137	(105,437)	-139.28%
Net Transfers to Solid Waste	74,693	59,229	15,464	20.70%
Net Transfers to E911	161,755	418,129	(256,374)	-158.50%
Net Transfers to Public Defender	101,431	98,981	2,450	2.41%
Net Transfers to Special Programs	0	0	0	N/A
Net Transfers to Grant Fund	149,866	(77,365)	227,231	151.62%
Net Transfers to CDBG Fund	0	0	0	#DIV/0!
Net Transfer to Development Authority	0	0	0	#DIV/0!
<i>Total Transfers to Other Funds</i>	<u>\$ 575,445</u>	<u>\$ 692,112</u>	<u>\$ (116,667)</u>	-20.27%

LUMPKIN COUNTY
FUND 915 EMERGENCY 911 SUMMARY REVENUES
For The Fiscal Year Starting 01/01/11

% OF YEAR REMAINING =8%

<u>DESCRIPTION</u>	<u>2011 BUDGET</u>	<u>RECOGNIZED YTD</u>	<u>BUDGET REMAINING</u>	<u>PERCENT REMAINING</u>
<i>Emergency 911</i>				
Telephone Charges - Land Lines	\$ 156,000	\$ 153,126	\$ 2,874	1.84%
Telephone Charges - Cell Phones	270,000	261,628	8,372	3.10%
E911 Record Copies	400	632	(232)	-58.06%
Net Transfers In from General Fund	<u>161,755</u>	<u>418,129</u>	<u>(256,374)</u>	-158.50%
<i>Total Emergency 911 Revenues</i>	<u>\$ 588,155</u>	<u>\$ 833,515</u>	<u>\$ (245,360)</u>	-41.72%

LUMPKIN COUNTY
FUND 915 EMERGENCY 911 SUMMARY EXPENDITURES
For The Fiscal Year Starting 01/01/11

% OF YEAR REMAINING =8%

<u>DESCRIPTION</u>	<u>2011 BUDGET</u>	<u>EXPENDED YTD</u>	<u>BUDGET REMAINING</u>	<u>PERCENT REMAINING</u>
<i>Emergency 911</i>				
Salaries and Benefits	\$ 444,460	\$ 422,368	\$ 22,092	4.97%
Purchased and Contracted Services	99,295	82,185	17,110	17.23%
Supplies and Other Costs	<u>44,400</u>	<u>380,128</u>	<u>(335,728)</u>	-756.14%
<i>Total Emergency 911 Expenditures</i>	<u>\$ 588,155</u>	<u>\$ 884,680</u>	<u>\$ (296,525)</u>	-50.42%

LUMPKIN COUNTY
FUND 540 TRANSFER STATION SUMMARY REVENUES
For The Fiscal Year Starting 01/01/11

% OF YEAR REMAINING =8%

<u>DESCRIPTION</u>	<u>2011 BUDGET</u>	<u>RECOGNIZED YTD</u>	<u>BUDGET REMAINING</u>	<u>PERCENT REMAINING</u>
<i>Transfer Station</i>				
Association Revenue - NGRM	\$ 0	\$ 0	\$ 0	#DIV/0!
Rental	15,000	15,000	0	0.00%
Insurance Claims	0		0	#DIV/0!
Dawson County Contributions	0	0	0	#DIV/0!
Passthrough Grants	0		0	#DIV/0!
Net Transfers In from General Fund	<u>74,693</u>	<u>59,229</u>	<u>15,464</u>	20.70%
<i>Total Transfer Station Revenues</i>	<u>\$ 89,693</u>	<u>\$ 74,229</u>	<u>\$ 15,464</u>	17.24%

LUMPKIN COUNTY
FUND 540 TRANSFER STATION SUMMARY EXPENSES
For The Fiscal Year Starting 01/01/11

% OF YEAR REMAINING =8%

<i>DESCRIPTION</i>	<i>2011 BUDGET</i>	<i>EXPENDED YTD</i>	<i>BUDGET REMAINING</i>	<i>PERCENT REMAINING</i>
<i>Transfer Station</i>				
Salaries and Benefits	\$ 0	\$	\$ 0	N/A
Purchased and Contracted Services	15,100	19,321	(4,221)	-27.96%
Supplies and Other Costs	0	0	0	#DIV/0!
Salaries and Benefits - Recycling	38,965	24,202	14,763	37.89%
Purchased/Contracted Services - Recycling	22,978	18,992	3,986	17.35%
Supplies	12,650	14,382	(1,732)	-13.69%
Construction and Equipping of Recycling Center	0	0	0	#DIV/0!
Other Costs	0	0	0	#DIV/0!
Passthrough Grants	0	0	0	#DIV/0!
<i>Total Transfer Station Expenses</i>	<u>\$ 89,693</u>	<u>\$ 76,898</u>	<u>\$ 12,795</u>	14.27%