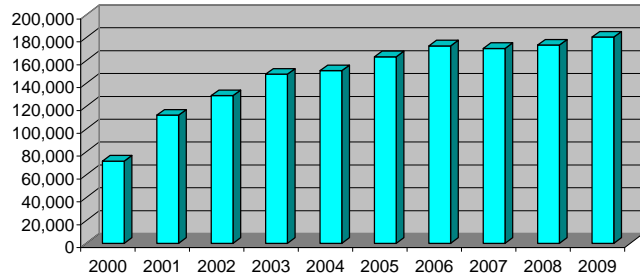


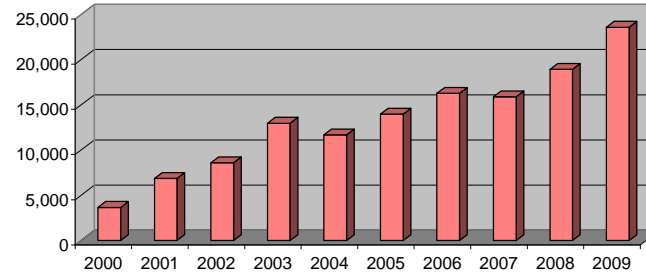
Lumpkin County Library Statistics--Fiscal Years (July-June) 1998-2009													
Data	1998	1999	2000	2001	2002	2003	2004	2005	2006	2007	2008	2009	Change thru 2009
Population	17,853	18,263	18,673	18,673	20,085	20,276	22,008	22,594	23,180	24,669	25,384	26,099	46%
Circulation (Check-Outs)	76,195	89,174	71,982	112,165	129,224	147,995	151,095	163,305	172,867	170,656	173,555	180,483	137%
Visits	55,698	52,717	52,691	62,169	70,085	87,672	85,151	93,708	102,559	103,437	110,127	117,362	111%
Internet Use *	234	2,689	3,667	6,882	8,609	12,974	11,676	13,985	16,297	15,891	18,937	23,593	9982%
Internet Computers Available							10	10	9	10	12	12	---
Total Public Computers Available							13	13	13	13	15	15	---
Requests Filled (Items not on shelf)	347	431	506	2,218	2,122	3,091	4,466	5,910	7,917	11,854	14,193	19,503	5520%
Reference Transactions	7,620	6,123	5,973	5,856	5,881	3,634	3,643	4,560	4,675	5,325	7,398	7,507	-1%
Programs Offered	94	128	82	123	106	160	121	121	134	137	136	166	77%
Program Attendance	4,775	3,430	3,694	4,367	2,981	4,866	3,044	4,468	5,424	6,084	5,157	6,004	26%
Meeting Room Use	218	155	192	140	82	250	297	252	180	67	265	258	18%
Meeting Room Attendance	5,519	2,374	2,245	1,594	879	3,284	4,518	3,581	2,636	807	2,714	3,540	-36%
Collection Holdings				35,124	37,738	39,680	42,875	45,507	48,993	50,971	54,757	57,280	63%
Registered Borrowers			2,269	4,366	6,584	8,047	8,958	9,403	10,843	10,984	12,263	13,452	493%
PINES Loans				367	421	762	1,586	1,827	2,971	4,937	5,309	7,703	1730%
PINES Borrows				546	784	1,202	2,478	3,456	5,123	11,738	14,012	19,307	2363%
Staff Full-Time Equivalents (FTE)	2.75	3.45	4.90	5.00	7.33	7.31	6.91	7.11	6.08	7.24	7.23	5.85	113%
Output Measures	1998	1999	2000	2001	2002	2003	2004	2005	2006	2007	2008	2009	
Circulation Per Capita	4.27	4.88	3.85	6.01	6.43	7.30	6.87	7.23	7.46	6.92	6.84	6.92	62%
Circulation Per FTE	27,707	25,848	14,690	22,433	17,629	20,246	21,866	22,968	28,432	23,571	24,005	30,852	11%
Visits Per Capita	3.12	2.89	2.82	3.33	3.49	4.32	3.87	4.15	4.42	4.19	4.34	4.50	44%
Internet Use Per Day Open	0.78	8.96	12.22	22.94	28.70	43.25	38.92	46.62	54.32	52.97	63.12	78.64	9982%
Internet Use Per Computer							1167.60	1398.50	1810.78	1589.10	1578.08	1966.08	68%
Program Attendance Per Program	51	27	45	36	28	30	25	37	40	44	38	36	-29%
Collection Holdings Per Capita				1.88	1.88	1.96	1.95	2.01	2.11	2.07	2.16	2.19	17%
Collection Turnover Per Capita				3.19	3.42	3.73	3.52	3.59	3.53	3.35	3.17	3.15	-1%
Registered Borrowers as % of Population			12%	23%	33%	40%	41%	42%	47%	45%	48%	52%	324%
Items Borrowed Per Cardholder Per Year			32	26	20	18	17	17	16	16	14	13	-58%
Budget	1998	1999	2000	2001	2002	2003	2004	2005	2006	2007	2008	2009	
Total Funding	\$130,340	\$140,340	\$194,374	\$294,726	\$344,726	\$394,656	\$436,874	\$446,874	\$413,016	\$418,524	\$487,440	\$463,068	
Total Materials Budget (includes state money)			\$54,597	\$54,597	\$56,879	\$86,892	\$78,000	\$80,400	\$51,675	\$44,048	\$78,492	\$85,070	
State Materials			\$10,896	\$13,276	\$12,758	\$10,332	\$8,509	\$9,818	\$10,080	\$10,575	\$18,022	\$12,527	
Local Materials			\$43,701	\$41,321	\$44,121	\$76,560	\$69,491	\$70,582	\$41,595	\$33,473	\$60,470	\$72,543	

**LUMPKIN COUNTY LIBRARY USE
FY2000-2009**

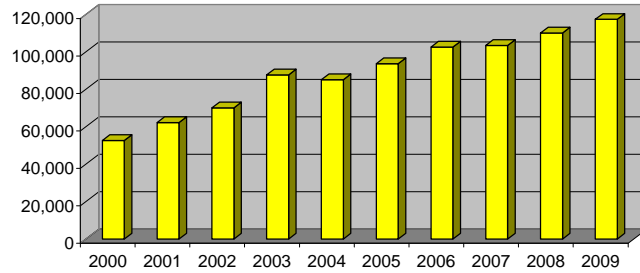
Circulation



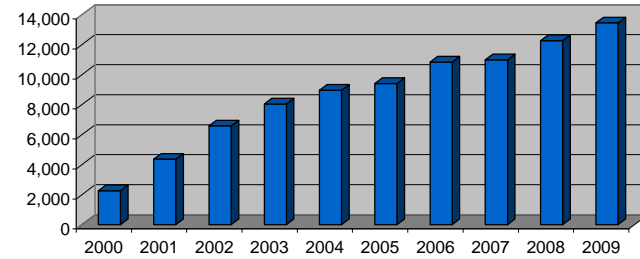
Internet Use



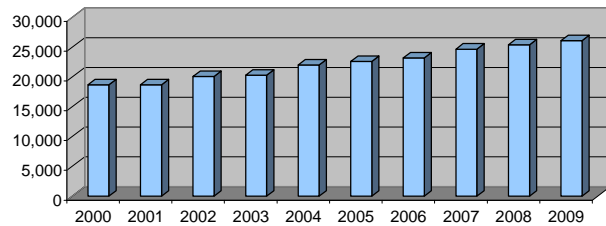
Library Visits



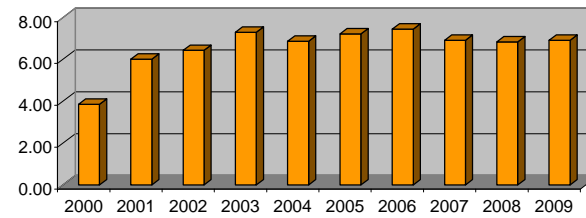
Registered Borrowers



Population



Circulation Per Capita



LUMPKIN COUNTY LIBRARY BUDGET FY 2000-2009

